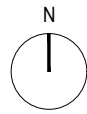
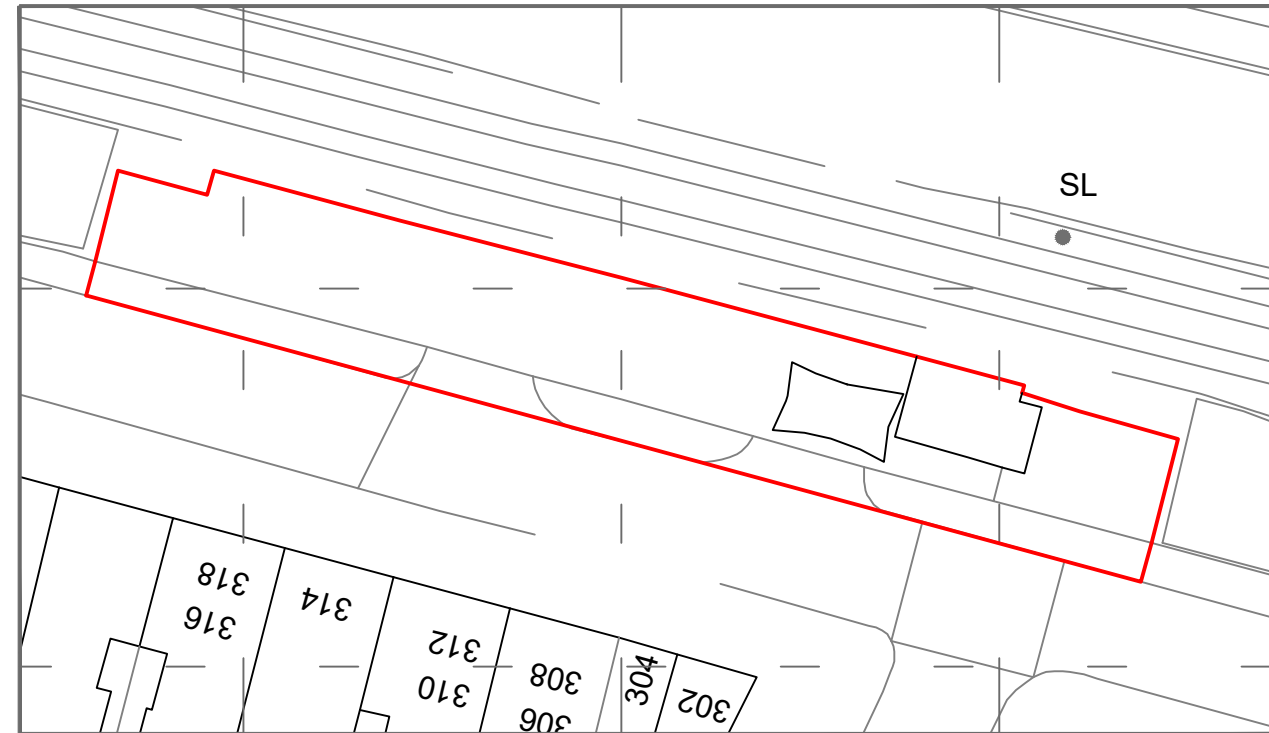




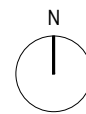
**LOCATION PLAN**  
1:1250 @ A3



# MapServe



**BLOCK PLAN**  
1:500 @ A3



address. 4 Grosvenor Way - E5 9ND - London  
tel. 020 3781 8008  
mail. office@redwoodsprojects.co.uk  
web. www.redwoodsprojects.co.uk

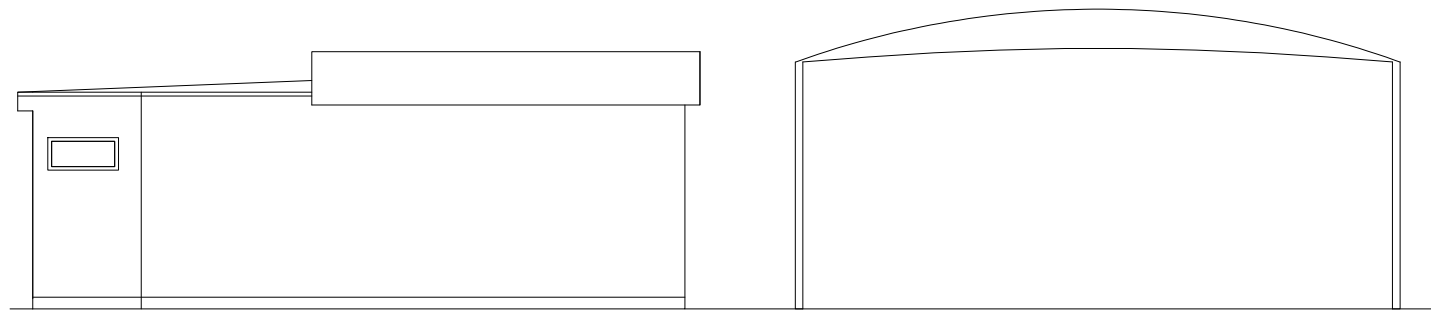
Any errors on Dimensions to be reported to the Architect prior to commencement of Works.  
Dimensions and areas are based on survey information.  
This drawing is copyright © Redwoods Projects.  
All dimensions to be checked on site Prior work.

REFERENCE: 315 STATION ROAD  
WESTCLIFF ON SEA - SS0 8SP

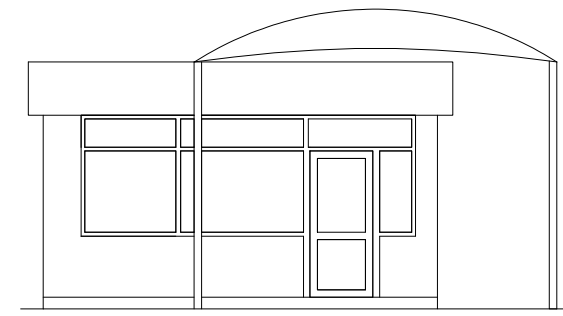
TITLE: LOCATION & BLOCK  
PLANS

PROJECT No 340 | DATE: 22-07-2021

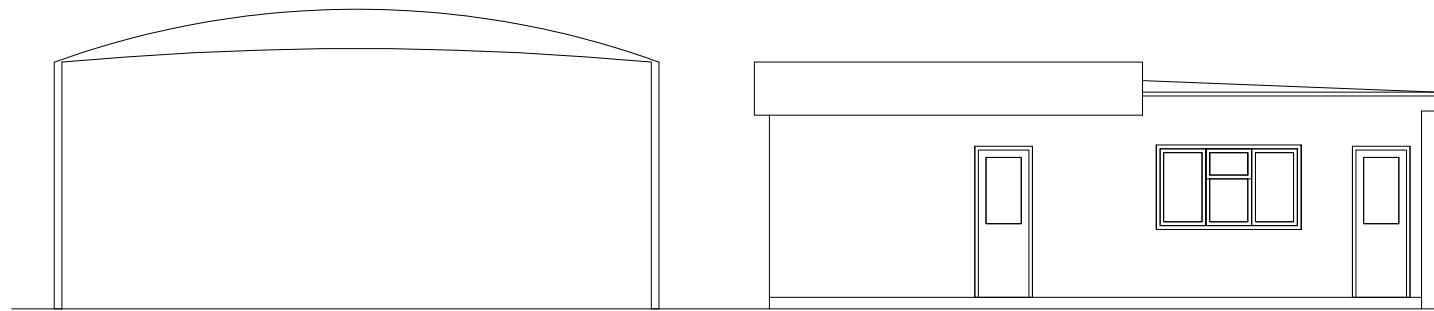
NAME: **E 00**



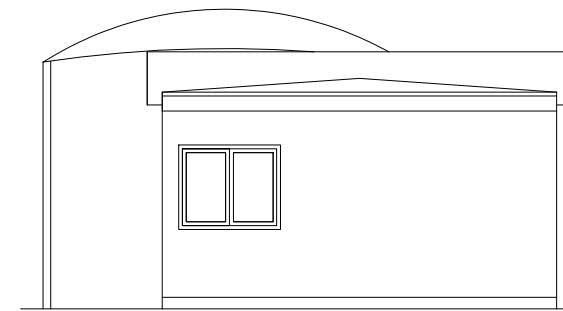
ExistingNorthFacingElevation1:100



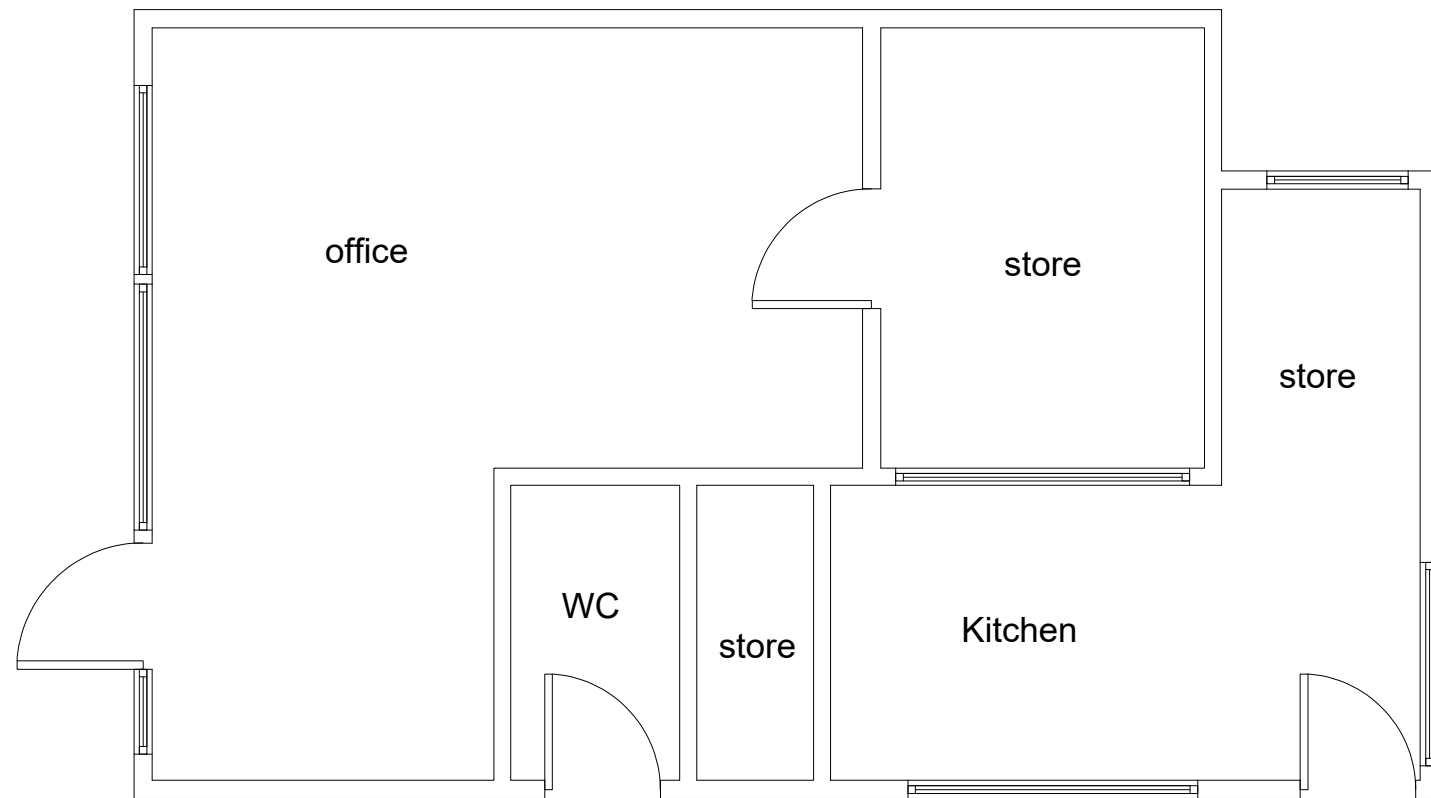
ExistingWestFacingElevation1:100



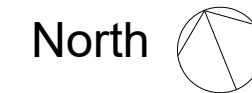
ExistingSouthFacingElevation1:100



ExistingEastFacingElevation1:100



ExistingGroundFloorPlan1:50



address. 4 Grosvenor Way - E5 9ND - London  
 tel. 020 3781 8008  
 mail. office@redwoodsprojects.co.uk  
 web. www.redwoodsprojects.co.uk

Any errors on Dimensions to be reported to the Architect prior to commencement of Works.  
 Dimensions and areas are based on survey information.  
 This drawing is copyright © Redwoods Projects.  
 All dimensions to be checked on site Prior work.

REFERENCE: 315 STATION ROAD  
 WESTCLIFF ON SEA - SS0 8SP

TITLE: EXISTING DRAWINGS  
 Floor Plans

PROJECT No 340 | DATE: 22-07-2021

NAME: **E 01**

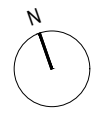

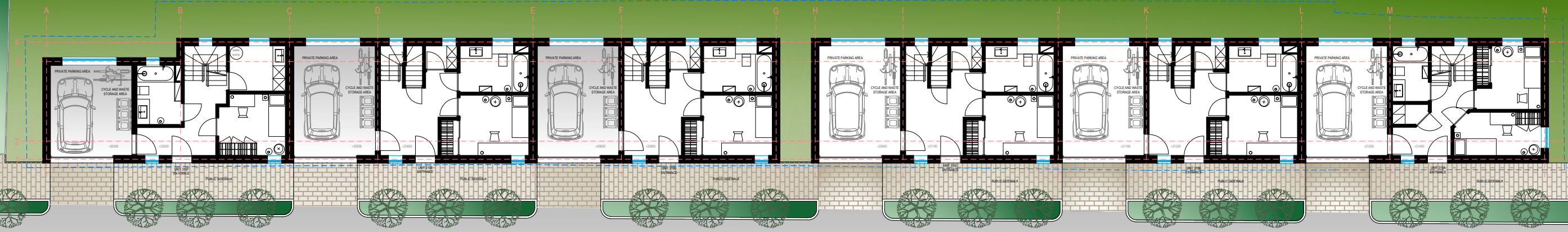
RAILWAYS

STATION ROAD

BUILDING 02

BUILDING 01

# MASTERPLAN



**Redwoods**  
PLANNING DIVISION

mail. office@redwoodsprojects.co.uk  
web. www.redwoodsprojects.co.uk

Any errors on Dimensions to be reported to the Architect prior to commencement of Works.  
Dimensions and areas are based on survey information.  
This drawing is copyright © Redwoods Projects.  
All dimensions to be checked on site Prior work.

REFERENCE: 315 STATION ROAD  
WESTCLIFF ON SEA - SS0 8SP

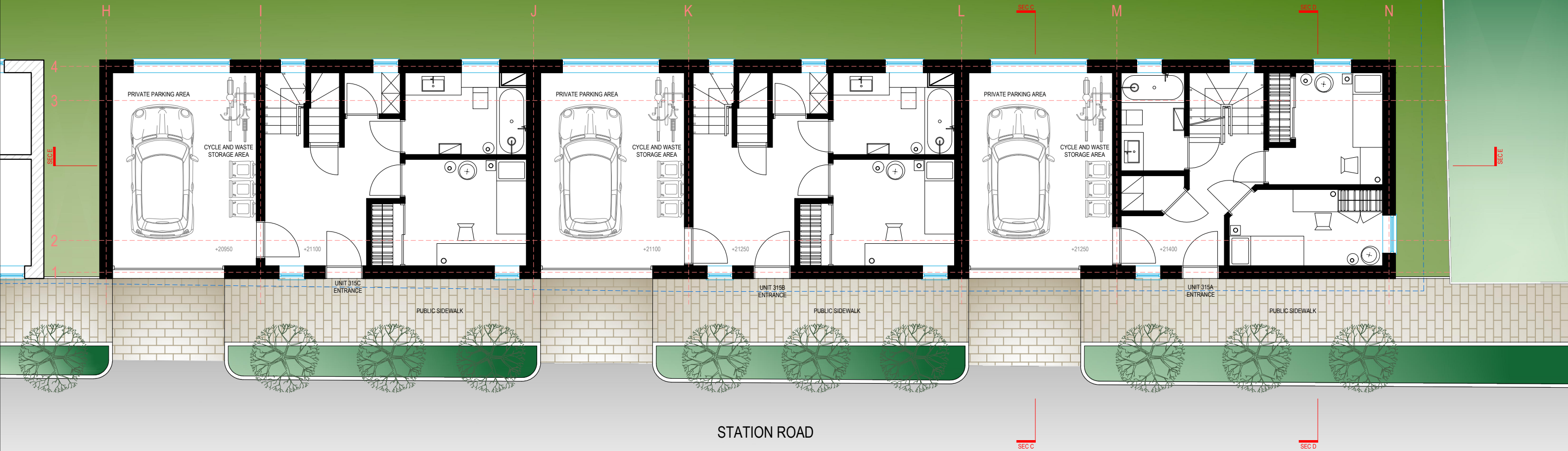
TITLE: PROPOSED DRAWINGS  
Masterplan - Ground Floor

PROJECT No 340 | DATE: 22-07-2021

NAME: **P 01**

RAILWAYS

BOUNDARY LINE



# BUILDING 01 GROUND FLOOR

scale 1:100 @A3

**Redwoods**  
PLANNING DIVISION

address. 4 Grosvenor Way - E5 9ND - London  
 tel. 020 3781 8008  
 mail. office@redwoodsprojects.co.uk  
 web. www.redwoodsprojects.co.uk

Any errors on Dimensions to be reported to the Architect prior to commencement of Works.  
 Dimensions and areas are based on survey information.  
 This drawing is copyright © Redwoods Projects.  
 All dimensions to be checked on site Prior work.

REFERENCE: 315 STATION ROAD  
 WESTCLIFF ON SEA - SS0 8SP

TITLE: PROPOSED DRAWINGS  
 Floor Plans

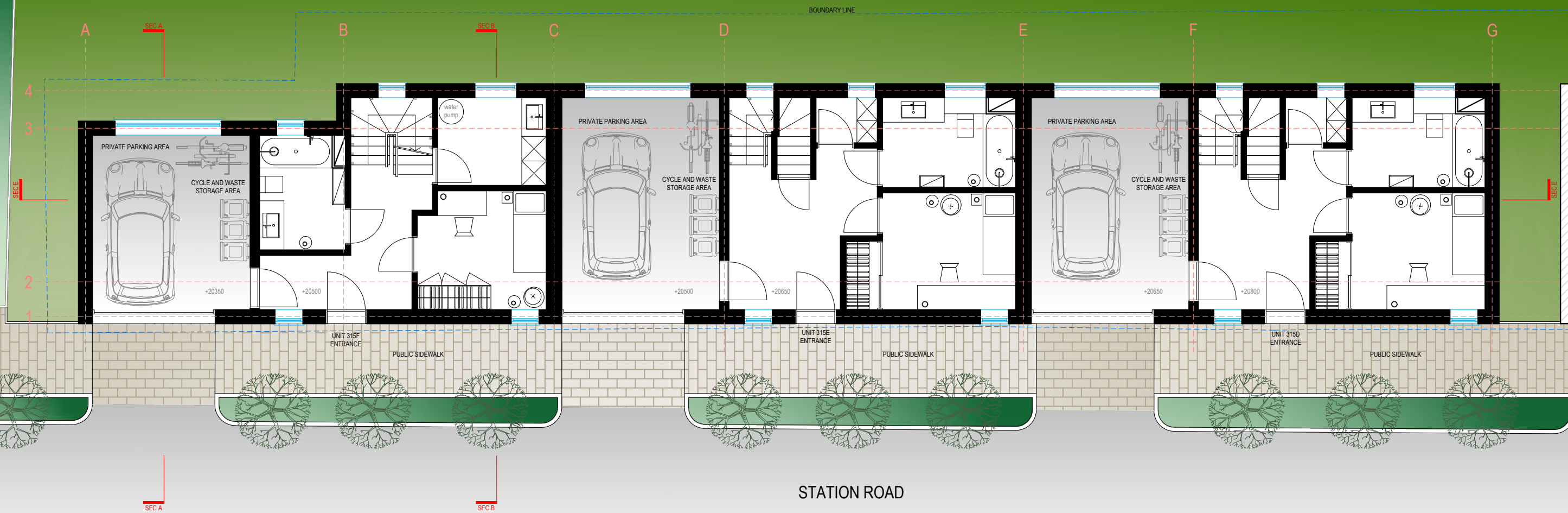
PROJECT No 340 | DATE: 22-07-2021

NAME: **P 02**

RAILWAYS

STATION ROAD

# BUILDING 02 GROUND FLOOR



5m scale  
1:100 @A3

**Redwoods**  
PLANNING DIVISION

address. 4 Grosvenor Way - E5 9ND - London  
 tel. 020 3781 8008  
 mail. office@redwoodsprojects.co.uk  
 web. www.redwoodsprojects.co.uk

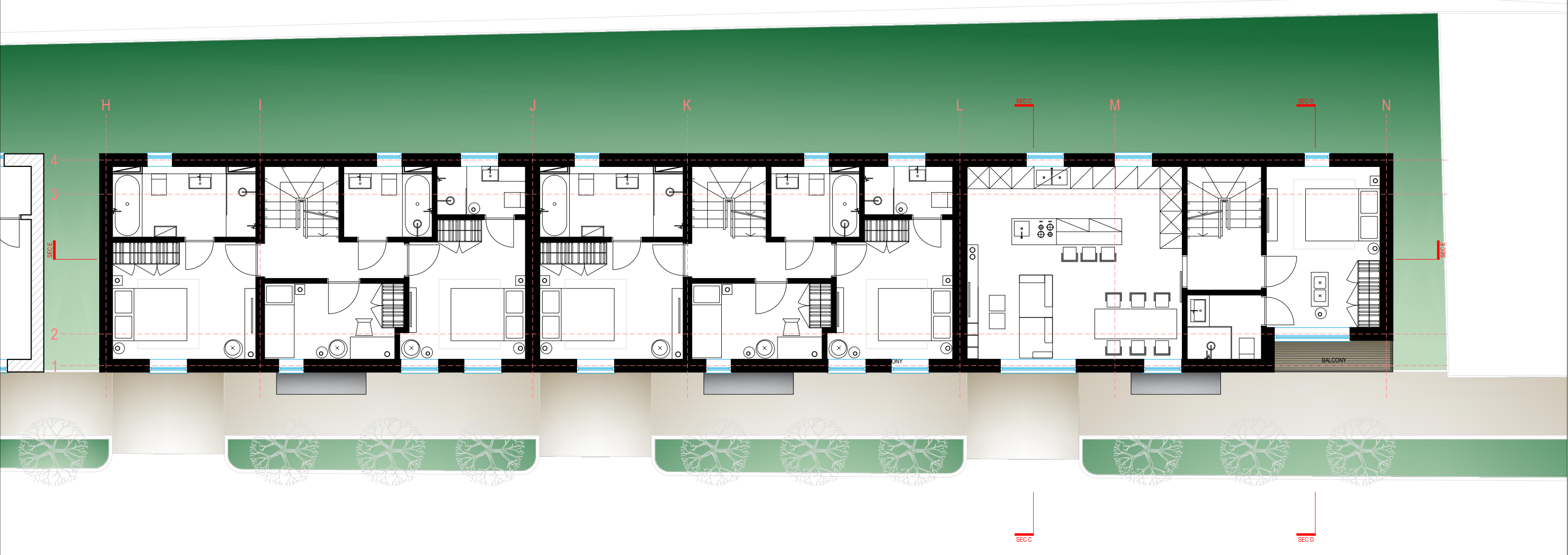
Any errors on Dimensions to be reported to the Architect prior to commencement of Works.  
 Dimensions and areas are based on survey information.  
 This drawing is copyright © Redwoods Projects.  
 All dimensions to be checked on site Prior work.

REFERENCE: 315 STATION ROAD  
WESTCLIFF ON SEA - SS0 8SP

TITLE: PROPOSED DRAWINGS  
Floor Plans

PROJECT No 340 | DATE: 22-07-2021

NAME: **P 03**



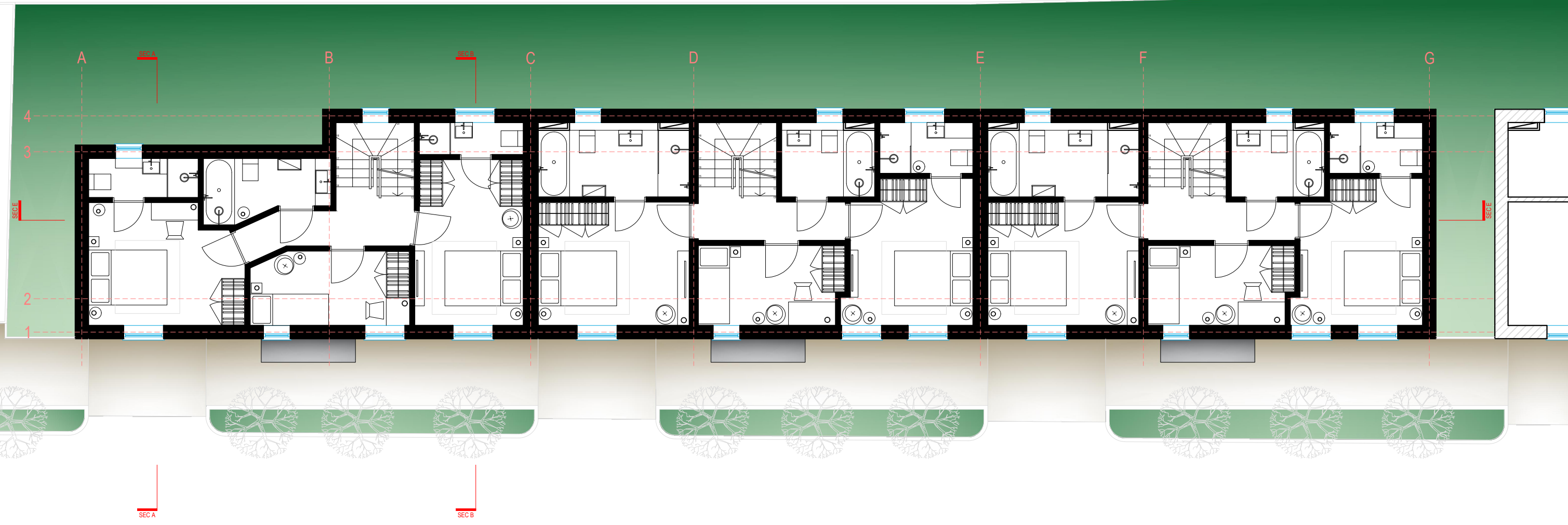
**BUILDING 01**  
**FIRST FLOOR**


**Redwoods**  
 PLANNING DIVISION

address. 4 Grosvenor Way - E5 9ND - London  
 tel. 020 3781 8008  
 mail. office@redwoodsprojects.co.uk  
 web. www.redwoodsprojects.co.uk

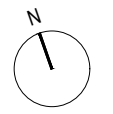
Any errors on Dimensions to be reported to the Architect prior to commencement of Works.  
 Dimensions and areas are based on survey information.  
 This drawing is copyright © Redwoods Projects.  
 All dimensions to be checked on site Prior work.

REFERENCE: 315 STATION ROAD  
 WESTCLIFF ON SEA - SS0 8SP  
 TITLE: PROPOSED DRAWINGS  
 Floor Plans  
 PROJECT No 340 | DATE: 22-07-2021  
 NAME: **P 04**



**BUILDING 02**  
**FIRST FLOOR**

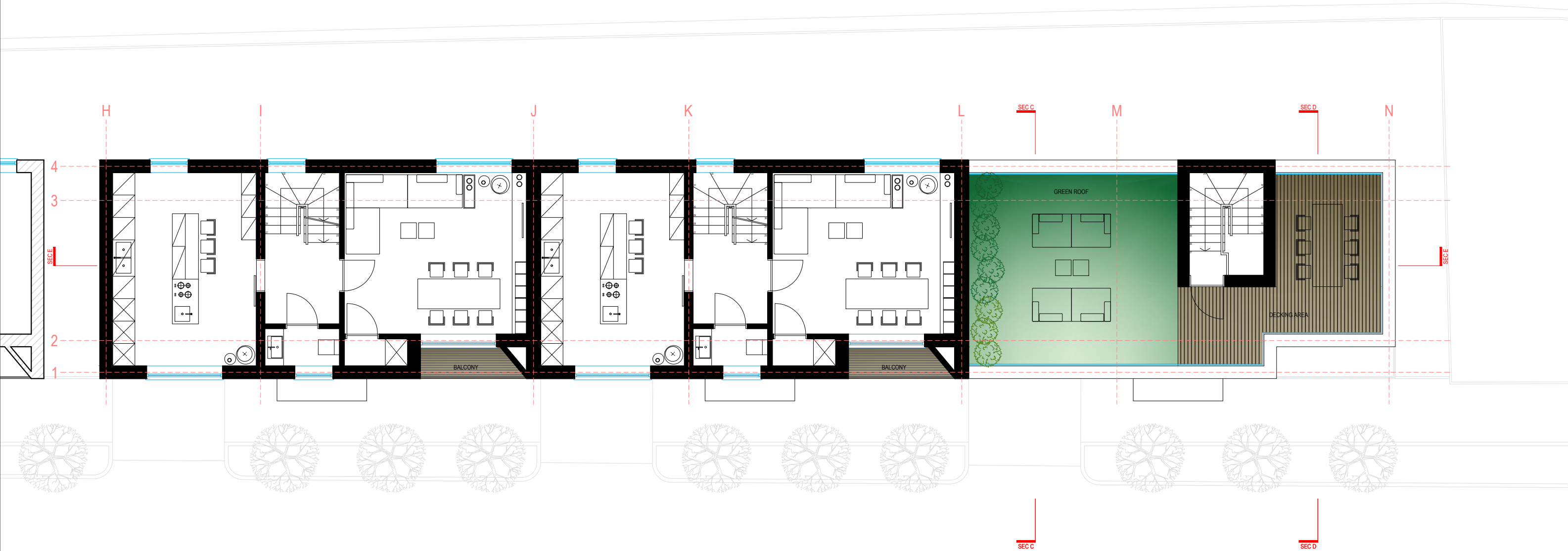

 scale  
 5m 1:100 @A3



address. 4 Grosvenor Way - E5 9ND - London  
 tel. 020 3781 8008  
 mail. office@redwoodsprojects.co.uk  
 web. www.redwoodsprojects.co.uk

REFERENCE: 315 STATION ROAD  
 WESTCLIFF ON SEA - SS0 8SP  
 TITLE: PROPOSED DRAWINGS  
 Floor Plans  
 PROJECT No 340 | DATE: 22-07-2021  
 NAME: **P 05**

Any errors on Dimensions to be reported to the Architect prior to commencement of Works.  
 Dimensions and areas are based on survey information.  
 This drawing is copyright © Redwoods Projects.  
 All dimensions to be checked on site Prior work.



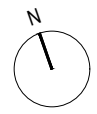
**BUILDING 01**  
**SECOND FLOOR**


**Redwoods**  
 PLANNING DIVISION

address. 4 Grosvenor Way - E5 9ND - London  
 tel. 020 3781 8008  
 mail. office@redwoodsprojects.co.uk  
 web. www.redwoodsprojects.co.uk

Any errors on Dimensions to be reported to the Architect prior to commencement of Works.  
 Dimensions and areas are based on survey information.  
 This drawing is copyright © Redwoods Projects.  
 All dimensions to be checked on site Prior work.

scale  
 1:100 @A3



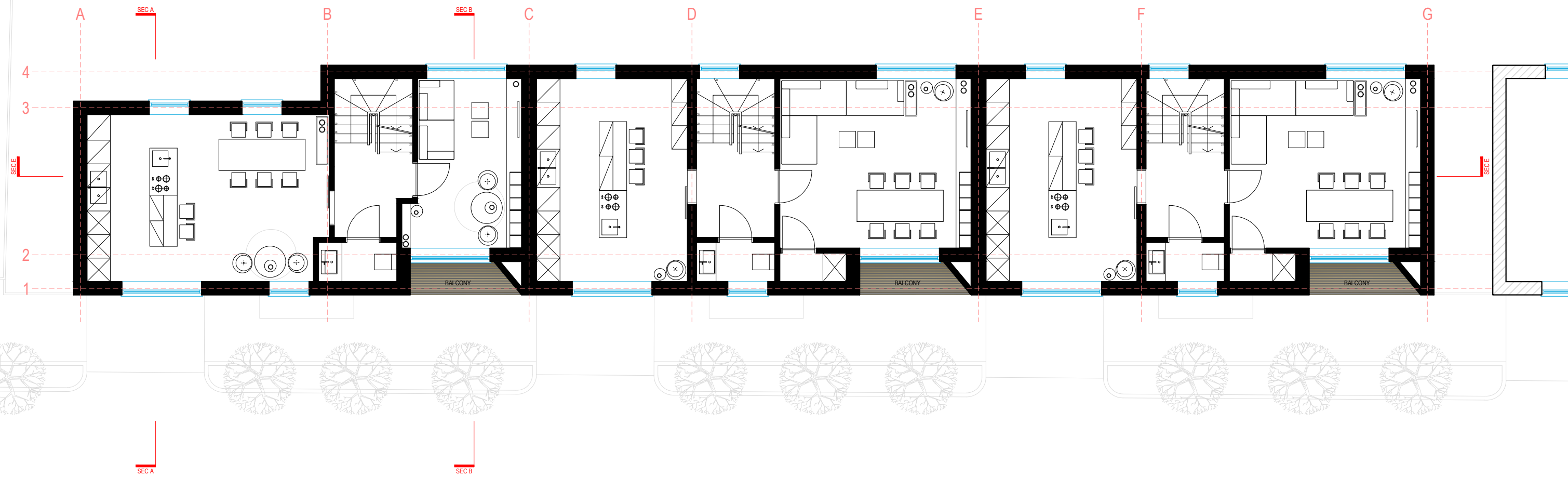
REFERENCE: 315 STATION ROAD  
 WESTCLIFF ON SEA - SS0 8SP

TITLE: PROPOSED DRAWINGS  
 Floor Plans

PROJECT No 340 | DATE: 22-07-2021

NAME: **P 06**





**BUILDING 02**  
**SECOND FLOOR**

5m scale  
1:100 @A3



address. 4 Grosvenor Way - E5 9ND - London  
tel. 020 3781 8008  
mail. office@redwoodsprojects.co.uk  
web. www.redwoodsprojects.co.uk

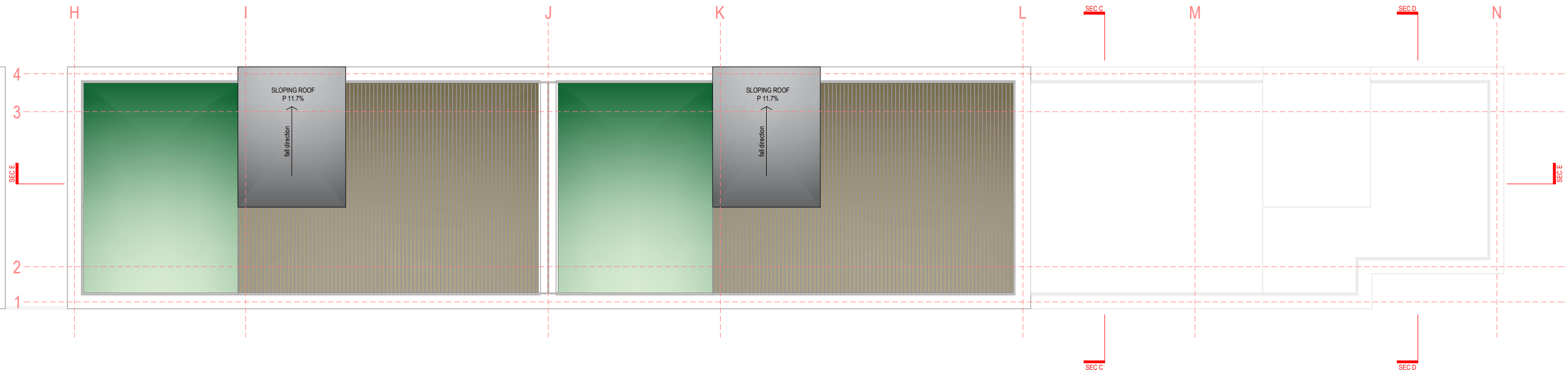
Any errors on Dimensions to be reported to the Architect prior to commencement of Works.  
Dimensions and areas are based on survey information.  
This drawing is copyright © Redwoods Projects.  
All dimensions to be checked on site Prior work.

REFERENCE: 315 STATION ROAD  
WESTCLIFF ON SEA - SS0 8SP

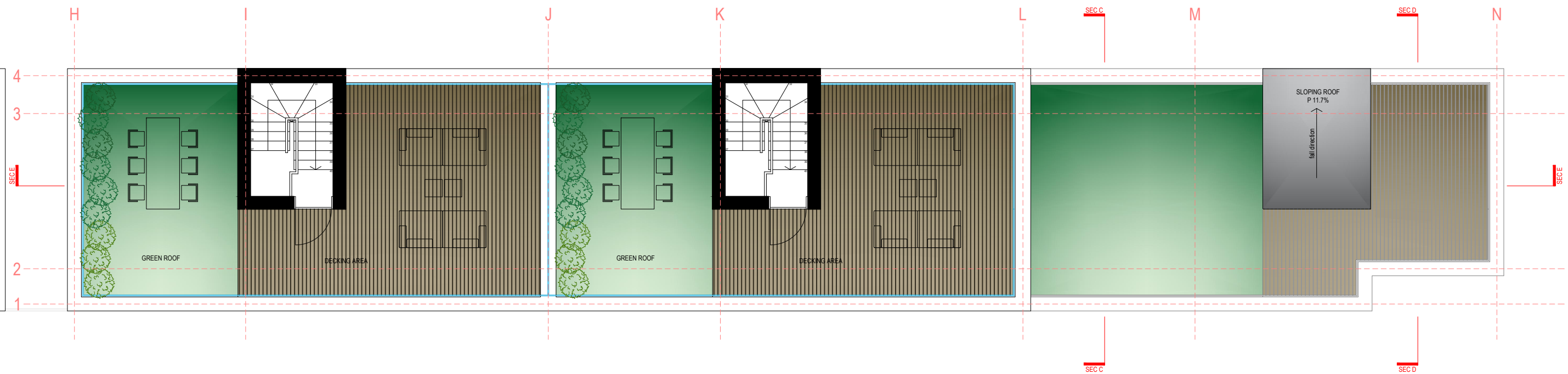
TITLE: PROPOSED DRAWINGS  
Floor Plans

PROJECT No 340 | DATE: 22-07-2021

NAME: **P 07**

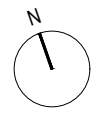


**BUILDING 01**  
**ROOF FLOOR**



**BUILDING 01**  
**GARDEN ROOF FLOOR**

5m scale  
1:100 @A3



address. 4 Grosvenor Way - E5 9ND - London  
tel. 020 3781 8008  
mail. office@redwoodsprojects.co.uk  
web. www.redwoodsprojects.co.uk

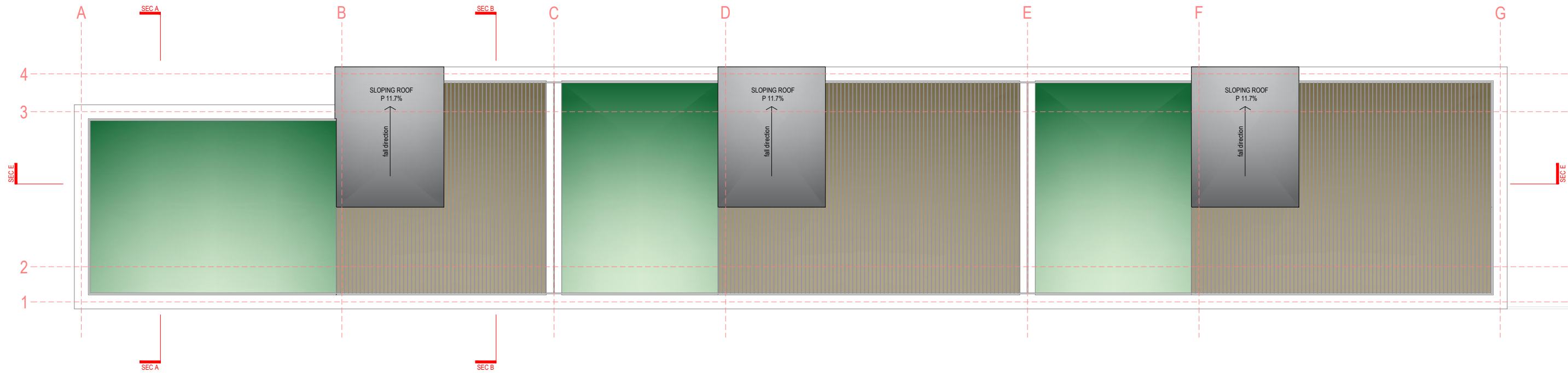
Any errors on Dimensions to be reported to the Architect prior to commencement of Works. Dimensions and areas are based on survey information. This drawing is copyright © Redwoods Projects. All dimensions to be checked on site Prior work.

REFERENCE: 315 STATION ROAD  
WESTCLIFF ON SEA - SS0 8SP

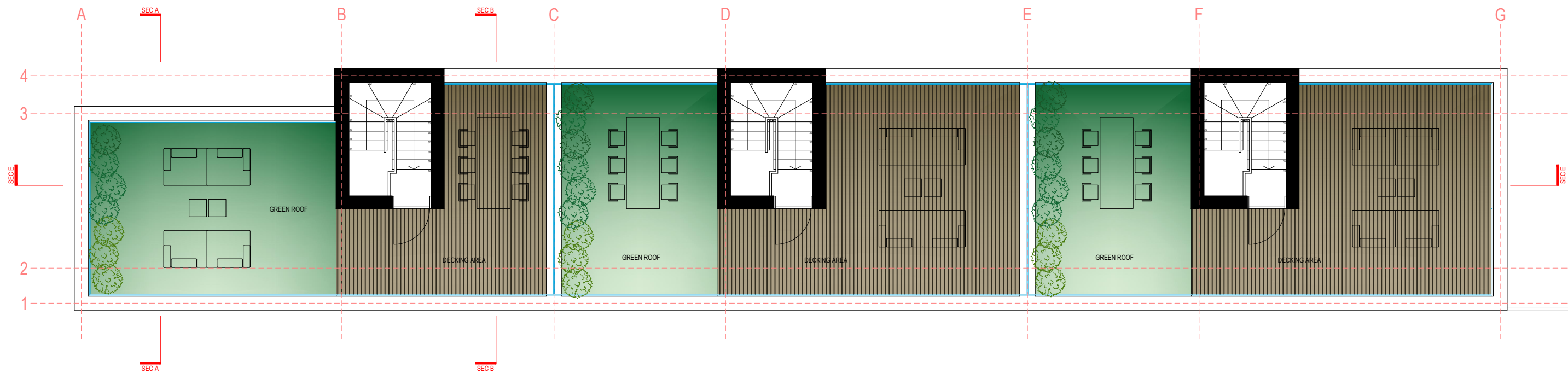
TITLE: PROPOSED DRAWINGS  
Floor Plans

PROJECT No 340 | DATE: 22-07-2021

NAME: **P 08**



**BUILDING 02**  
**ROOF FLOOR**



**BUILDING 02**  
**GARDEN ROOF FLOOR**

Scale 1:100 @A3

address. 4 Grosvenor Way - E5 9ND - London  
tel. 020 3781 8008  
mail. office@redwoodsprojects.co.uk  
web. www.redwoodsprojects.co.uk

Any errors on Dimensions to be reported to the Architect prior to commencement of Works. Dimensions and areas are based on survey information. This drawing is copyright © Redwoods Projects. All dimensions to be checked on site Prior work.

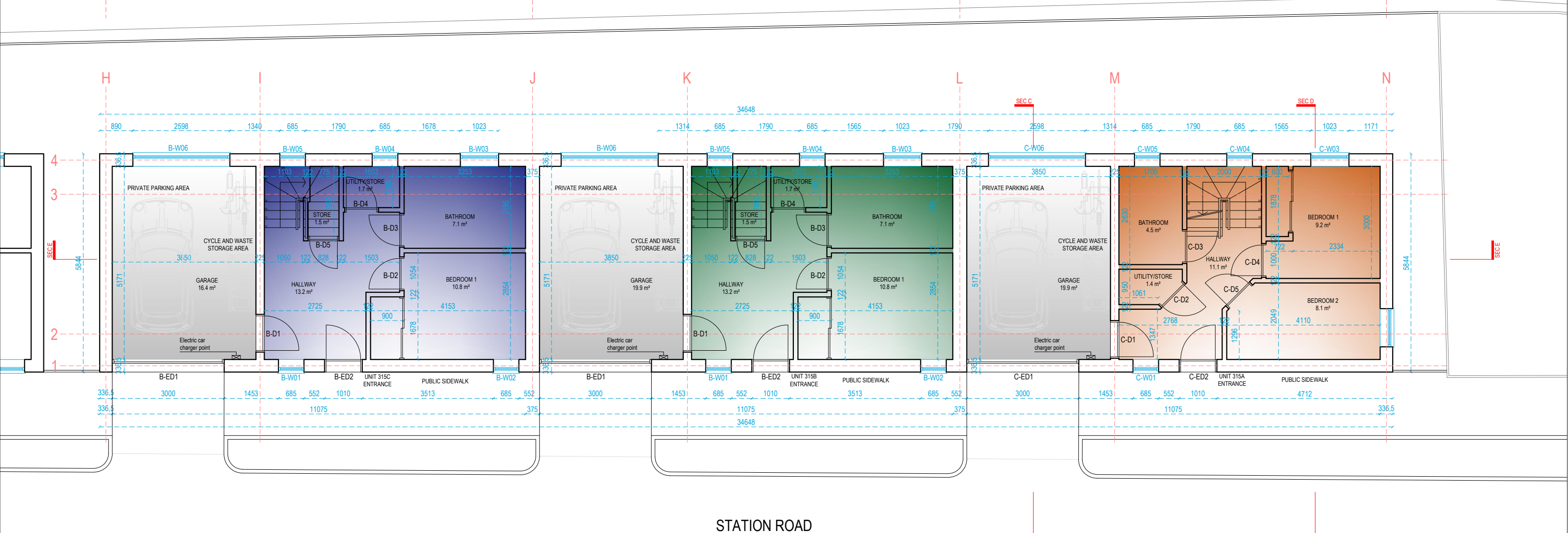
REFERENCE: 315 STATION ROAD WESTCLIFF ON SEA - SS0 8SP  
TITLE: PROPOSED DRAWINGS Floor Plans  
PROJECT No 340 | DATE: 22-07-2021  
NAME: **P 09**

UNIT 315 C  
36.2 m<sup>2</sup>

UNIT 315 B  
36.20 m<sup>2</sup>

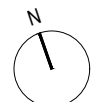
UNIT 315 A  
36.20 m<sup>2</sup>

RAILWAYS



STATION ROAD

# BUILDING 01 GROUND FLOOR



address. 4 Grosvenor Way - E5 9ND - London  
tel. 020 3781 8008  
mail. office@redwoodsprojects.co.uk  
web. www.redwoodsprojects.co.uk

Any errors on Dimensions to be reported to the Architect prior to commencement of Works. Dimensions and areas are based on survey information. This drawing is copyright © Redwoods Projects. All dimensions to be checked on site Prior work.

REFERENCE: 315 STATION ROAD  
WESTCLIFF ON SEA - SS0 8SP

TITLE: PROPOSED DRAWINGS  
Floor Plans - Dimensions

PROJECT No 340 | DATE: 22-07-2021

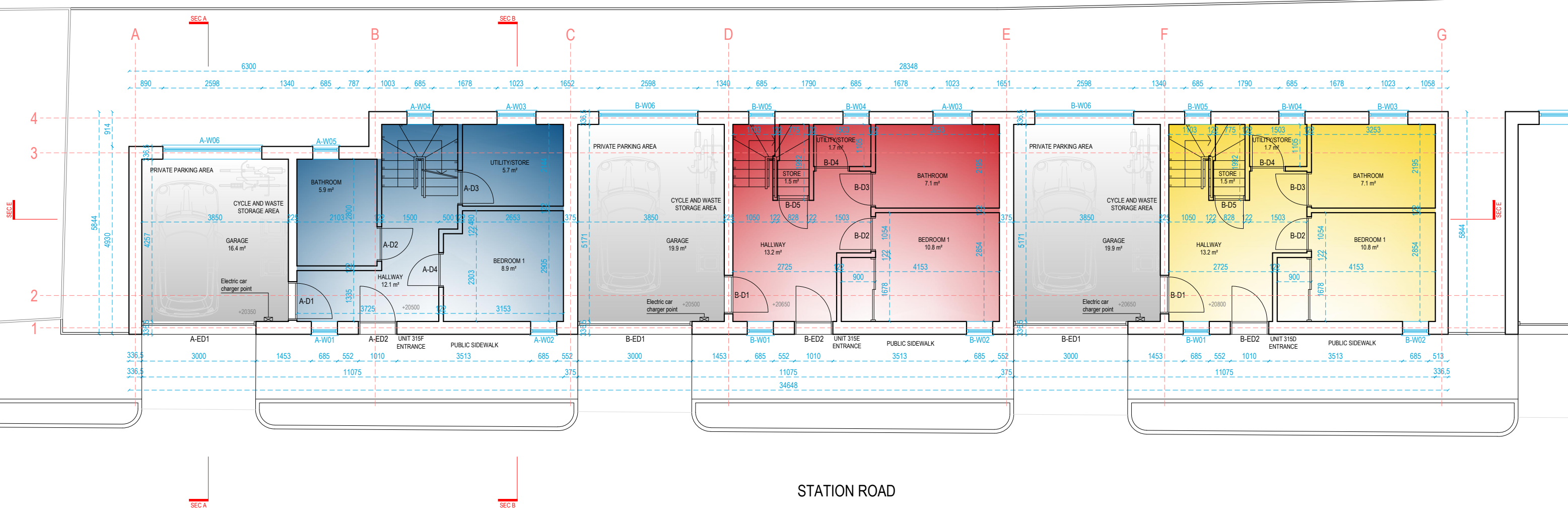
NAME: **P 10**

UNIT 315 F  
34.16 m<sup>2</sup>

UNIT 315 E  
36.20 m<sup>2</sup>

UNIT 315 D  
36.20 m<sup>2</sup>

RAILWAYS



STATION ROAD

# BUILDING 02 GROUND FLOOR

5m scale  
1:100 @A3

**Redwoods**  
PLANNING DIVISION

address. 4 Grosvenor Way - E5 9ND - London  
tel. 020 3781 8008  
mail. office@redwoodsprojects.co.uk  
web. www.redwoodsprojects.co.uk

Any errors on Dimensions to be reported to the Architect prior to commencement of Works. Dimensions and areas are based on survey information. This drawing is copyright © Redwoods Projects. All dimensions to be checked on site Prior work.

REFERENCE: 315 STATION ROAD  
WESTCLIFF ON SEA - SS0 8SP

TITLE: PROPOSED DRAWINGS  
Floor Plans - Dimensions

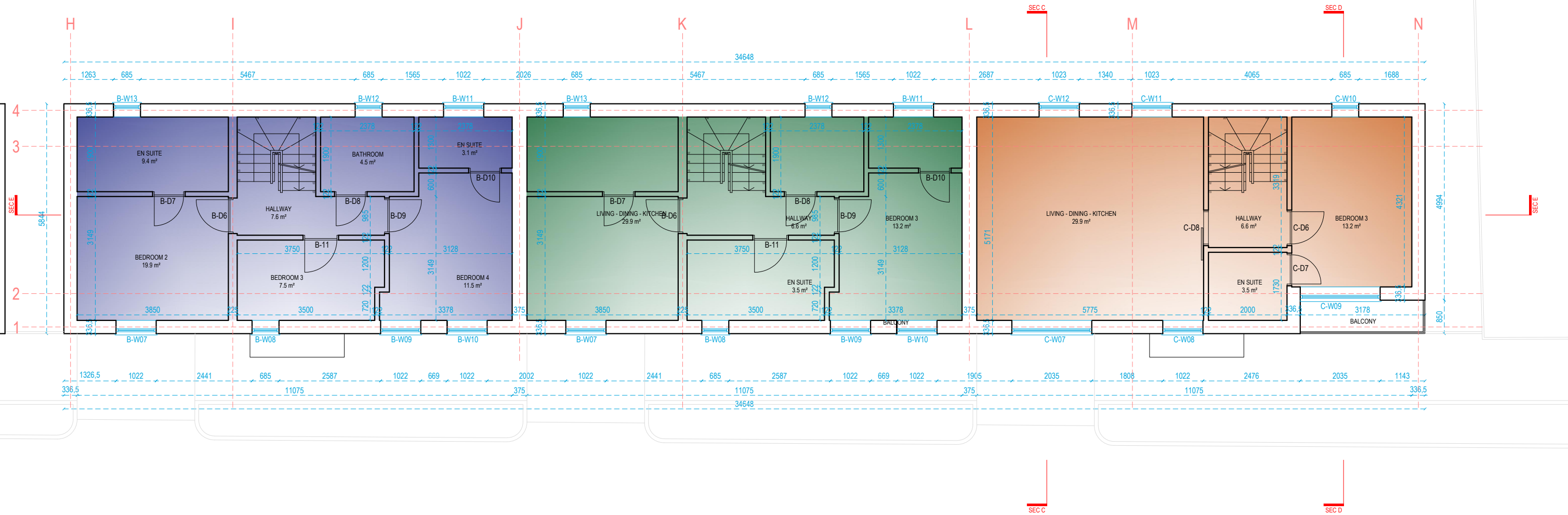
PROJECT No 340 | DATE: 22-07-2021

NAME: **P 11**

UNIT 315 C  
57.27 m<sup>2</sup>

UNIT 315 B  
57.27 m<sup>2</sup>

UNIT 315 A  
54.57 m<sup>2</sup>



# BUILDING 01 FIRST FLOOR

5m scale  
1:100 @A3

**Redwoods**  
PLANNING DIVISION

address. 4 Grosvenor Way - E5 9ND - London  
tel. 020 3781 8008  
mail. office@redwoodsprojects.co.uk  
web. www.redwoodsprojects.co.uk

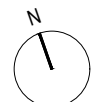
Any errors on Dimensions to be reported to the Architect prior to commencement of Works.  
Dimensions and areas are based on survey information.  
This drawing is copyright © Redwoods Projects.  
All dimensions to be checked on site Prior work.

REFERENCE: 315 STATION ROAD  
WESTCLIFF ON SEA - SS0 8SP

TITLE: PROPOSED DRAWINGS  
Floor Plans - Dimensions

PROJECT No 340 | DATE: 22-07-2021

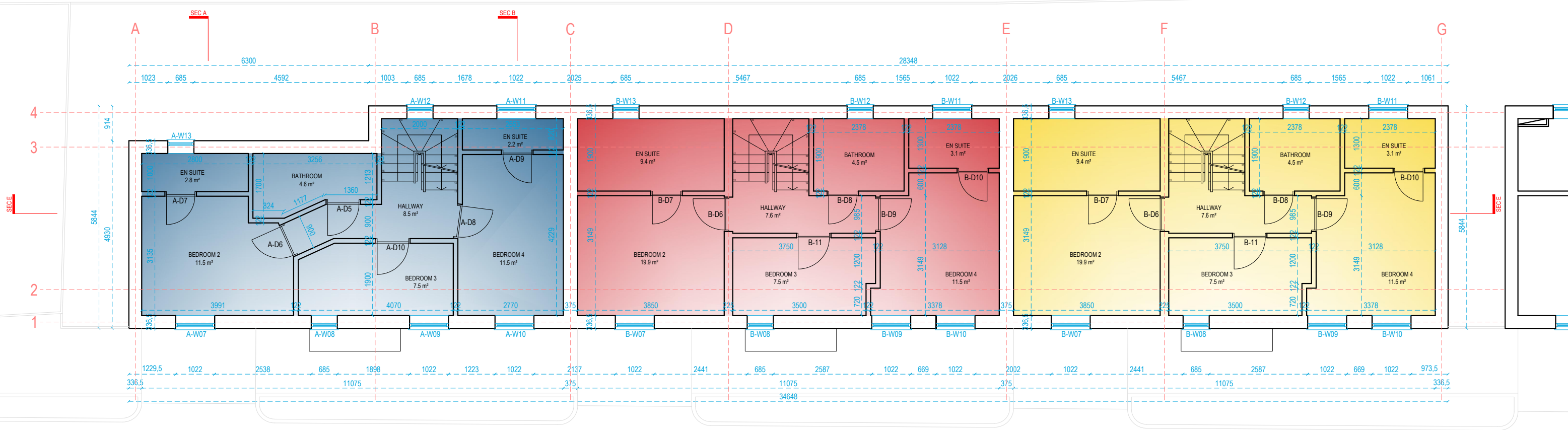
NAME: **P 12**



UNIT 315 F  
51.51 m<sup>2</sup>

UNIT 315 E  
57.27 m<sup>2</sup>

UNIT 315 D  
57.27 m<sup>2</sup>



**BUILDING 02**  
**FIRST FLOOR**

5m scale  
1:100 @A3

**Redwoods**  
PLANNING DIVISION

address. 4 Grosvenor Way - E5 9ND - London  
tel. 020 3781 8008  
mail. office@redwoodsprojects.co.uk  
web. www.redwoodsprojects.co.uk

Any errors on Dimensions to be reported to the Architect prior to commencement of Works. Dimensions and areas are based on survey information. This drawing is copyright © Redwoods Projects. All dimensions to be checked on site Prior work.

REFERENCE: 315 STATION ROAD  
WESTCLIFF ON SEA - SS0 8SP

TITLE: PROPOSED DRAWINGS  
Floor Plans - Dimensions

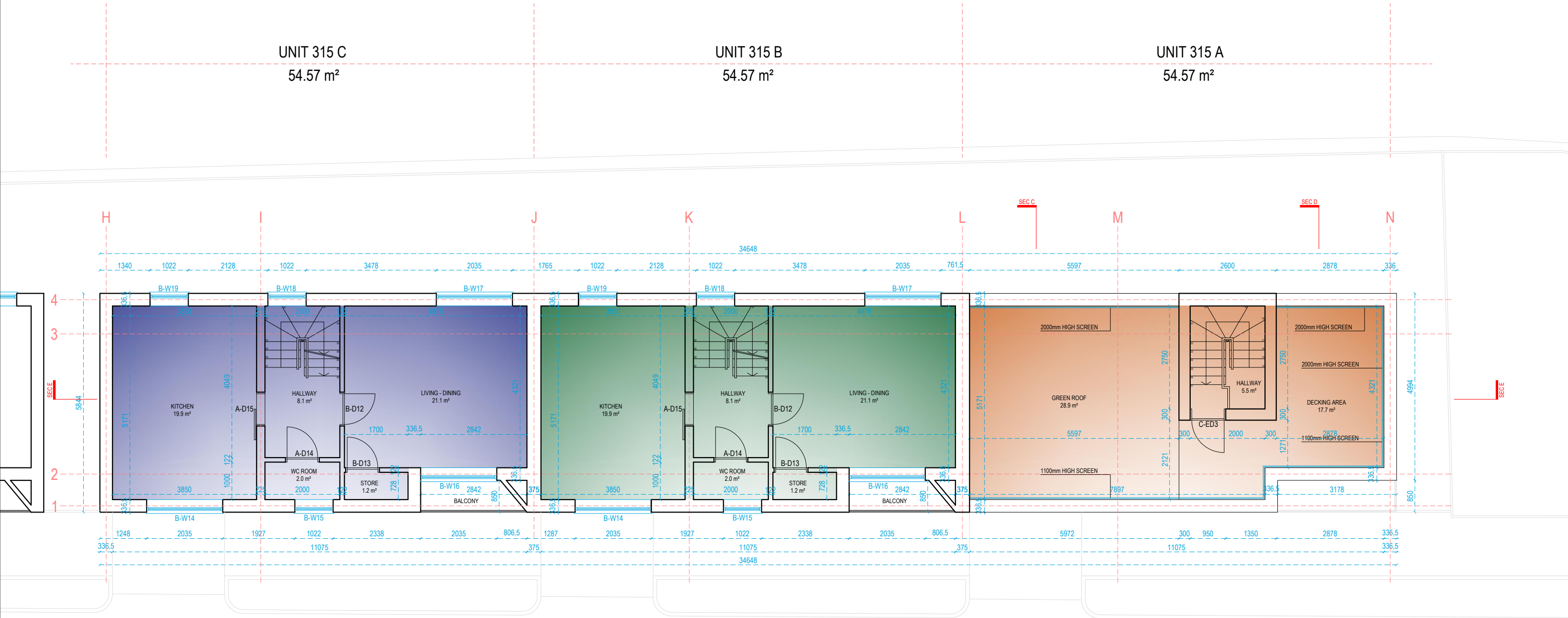
PROJECT No 340 | DATE: 22-07-2021

NAME: **P 13**

UNIT 315 C  
54.57 m<sup>2</sup>

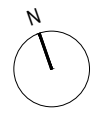
UNIT 315 B  
54.57 m<sup>2</sup>

UNIT 315 A  
54.57 m<sup>2</sup>



# BUILDING 01 SECOND FLOOR

5m scale  
1:100 @A3



address. 4 Grosvenor Way - E5 9ND - London  
tel. 020 3781 8008  
mail. office@redwoodsprojects.co.uk  
web. www.redwoodsprojects.co.uk

Any errors on Dimensions to be reported to the Architect prior to commencement of Works.  
Dimensions and areas are based on survey information.  
This drawing is copyright © Redwoods Projects.  
All dimensions to be checked on site Prior work.

REFERENCE: 315 STATION ROAD  
WESTCLIFF ON SEA - SS0 8SP

TITLE: PROPOSED DRAWINGS  
Floor Plans - Dimensions

PROJECT No 340 | DATE: 22-07-2021

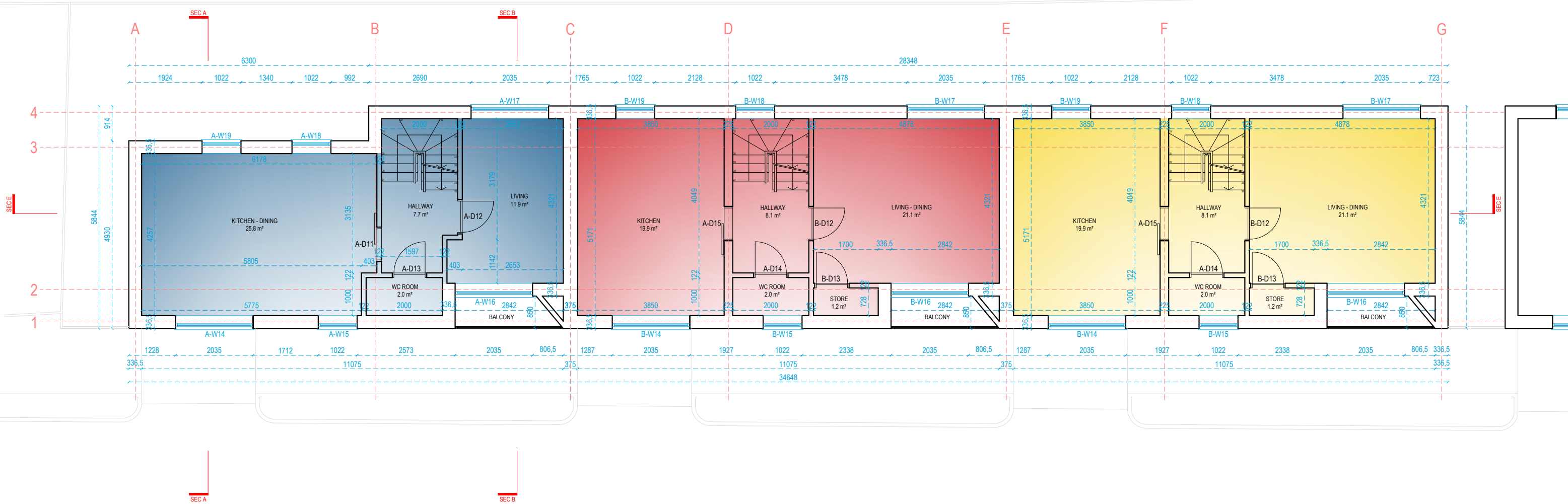
NAME: **P 14**



UNIT 315 F  
48.81 m<sup>2</sup>

UNIT 315 E  
54.57 m<sup>2</sup>

UNIT 315 D  
54.57 m<sup>2</sup>



# BUILDING 02 SECOND FLOOR

5m scale  
1:100 @A3

**Redwoods**  
PLANNING DIVISION

address. 4 Grosvenor Way - E5 9ND - London  
tel. 020 3781 8008  
mail. office@redwoodsprojects.co.uk  
web. www.redwoodsprojects.co.uk

Any errors on Dimensions to be reported to the Architect prior to commencement of Works.  
Dimensions and areas are based on survey information.  
This drawing is copyright © Redwoods Projects.  
All dimensions to be checked on site Prior work.

REFERENCE: 315 STATION ROAD  
WESTCLIFF ON SEA - SS0 8SP

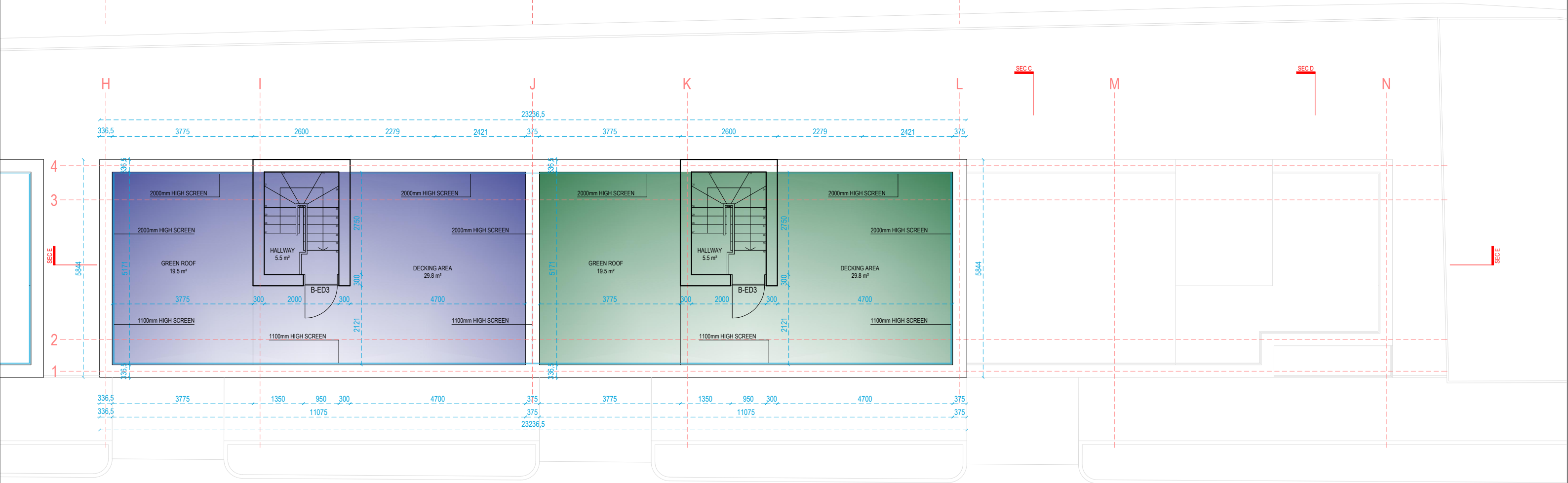
TITLE: PROPOSED DRAWINGS  
Floor Plans - Dimensions

PROJECT No 340 | DATE: 22-07-2021

NAME: **P 15**

UNIT 315 C  
57.27 m<sup>2</sup>

UNIT 315 B  
57.27 m<sup>2</sup>



# BUILDING 01 GARDEN ROOF FLOOR

5m scale  
1:100 @A3

address. 4 Grosvenor Way - E5 9ND - London  
tel. 020 3781 8008  
mail. office@redwoodsprojects.co.uk  
web. www.redwoodsprojects.co.uk

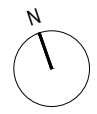
Any errors on Dimensions to be reported to the Architect prior to commencement of Works.  
Dimensions and areas are based on survey information.  
This drawing is copyright © Redwoods Projects.  
All dimensions to be checked on site Prior work.

REFERENCE: 315 STATION ROAD  
WESTCLIFF ON SEA - SS0 8SP

TITLE: PROPOSED DRAWINGS  
Floor Plans - Dimensions

PROJECT No 340 | DATE: 22-07-2021

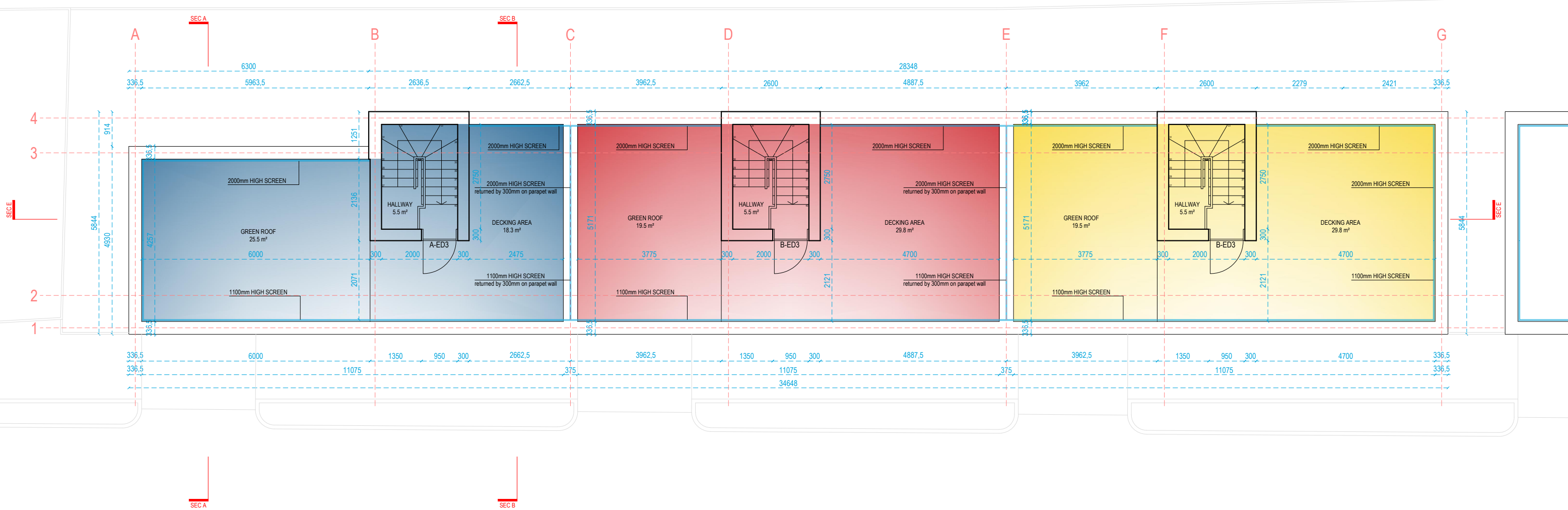
NAME: **P 16**



UNIT 315 F  
51.51 m<sup>2</sup>

UNIT 315 E  
57.27 m<sup>2</sup>

UNIT 315 D  
57.27 m<sup>2</sup>



**BUILDING 02**  
**GARDEN ROOF FLOOR**

5m scale  
1:100 @A3

address. 4 Grosvenor Way - E5 9ND - London  
tel. 020 3781 8008  
mail. office@redwoodsprojects.co.uk  
web. www.redwoodsprojects.co.uk

Any errors on Dimensions to be reported to the Architect prior to commencement of Works. Dimensions and areas are based on survey information. This drawing is copyright © Redwoods Projects. All dimensions to be checked on site Prior work.

REFERENCE: 315 STATION ROAD  
WESTCLIFF ON SEA - SS0 8SP

TITLE: PROPOSED DRAWINGS  
Floor Plans - Dimensions

PROJECT No 340 | DATE: 22-07-2021

NAME: **P 17**



**BUILDING 01**  
**SOUTH ELEVATION**  
**FRONT ELEVATION**

Scale 1:100 @A3

address. 4 Grosvenor Way - E5 9ND - London  
tel. 020 3781 8008  
mail. office@redwoodsprojects.co.uk  
web. www.redwoodsprojects.co.uk

Any errors on Dimensions to be reported to the Architect prior to commencement of Works.  
Dimensions and areas are based on survey information.  
This drawing is copyright © Redwoods Projects.  
All dimensions to be checked on site Prior work.

REFERENCE: 315 STATION ROAD WESTCLIFF ON SEA - SS0 8SP  
TITLE: PROPOSED DRAWINGS Elevations  
PROJECT No 340 | DATE: 22-07-2021  
NAME: **P 18**



**BUILDING 02**  
**SOUTH ELEVATION**  
**FRONT ELEVATION**

5m scale  
 1:100 @A3

address. 4 Grosvenor Way - E5 9ND - London  
 tel. 020 3781 8008  
 mail. office@redwoodsprojects.co.uk  
 web. www.redwoodsprojects.co.uk

Any errors on Dimensions to be reported to the Architect prior to commencement of Works.  
 Dimensions and areas are based on survey information.  
 This drawing is copyright © Redwoods Projects.  
 All dimensions to be checked on site Prior work.

REFERENCE: 315 STATION ROAD  
 WESTCLIFF ON SEA - SS0 8SP

TITLE: PROPOSED DRAWINGS  
 Elevations

PROJECT No 340 | DATE: 22-07-2021

NAME: **P 19**



**BUILDING 01**  
**NORTH ELEVATION**  
*REAR ELEVATION*

5m scale  
 1:100 @A3

**Redwoods**  
 PLANNING DIVISION

address. 4 Grosvenor Way - E5 9ND - London  
 tel. 020 3781 8008  
 mail. office@redwoodsprojects.co.uk  
 web. www.redwoodsprojects.co.uk

Any errors on Dimensions to be reported to the Architect prior to commencement of Works.  
 Dimensions and areas are based on survey information.  
 This drawing is copyright © Redwoods Projects.  
 All dimensions to be checked on site Prior work.

REFERENCE: 315 STATION ROAD  
 WESTCLIFF ON SEA - SS0 8SP

TITLE: PROPOSED DRAWINGS  
 Elevations

PROJECT No 340 | DATE: 22-07-2021

NAME: **P 20**



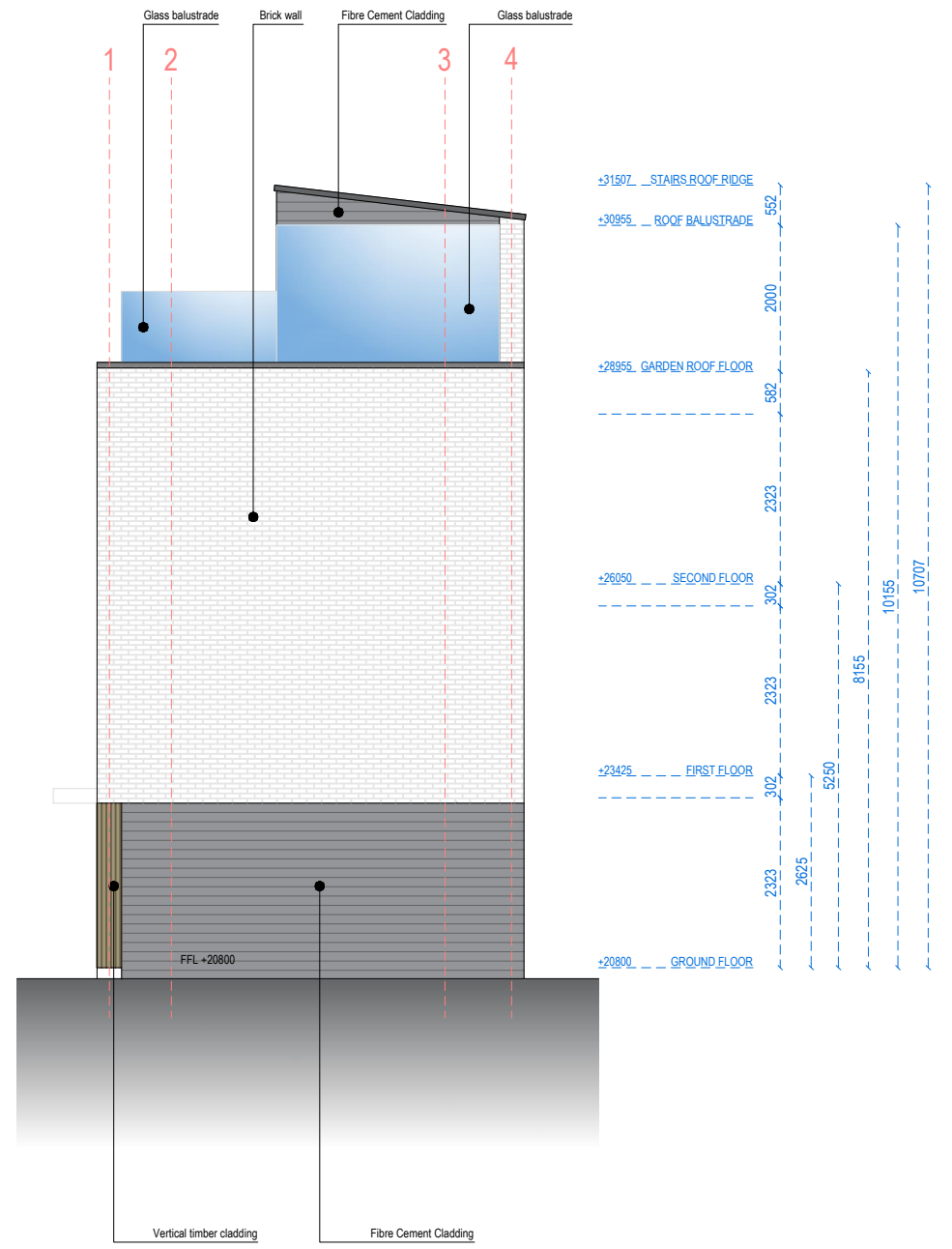
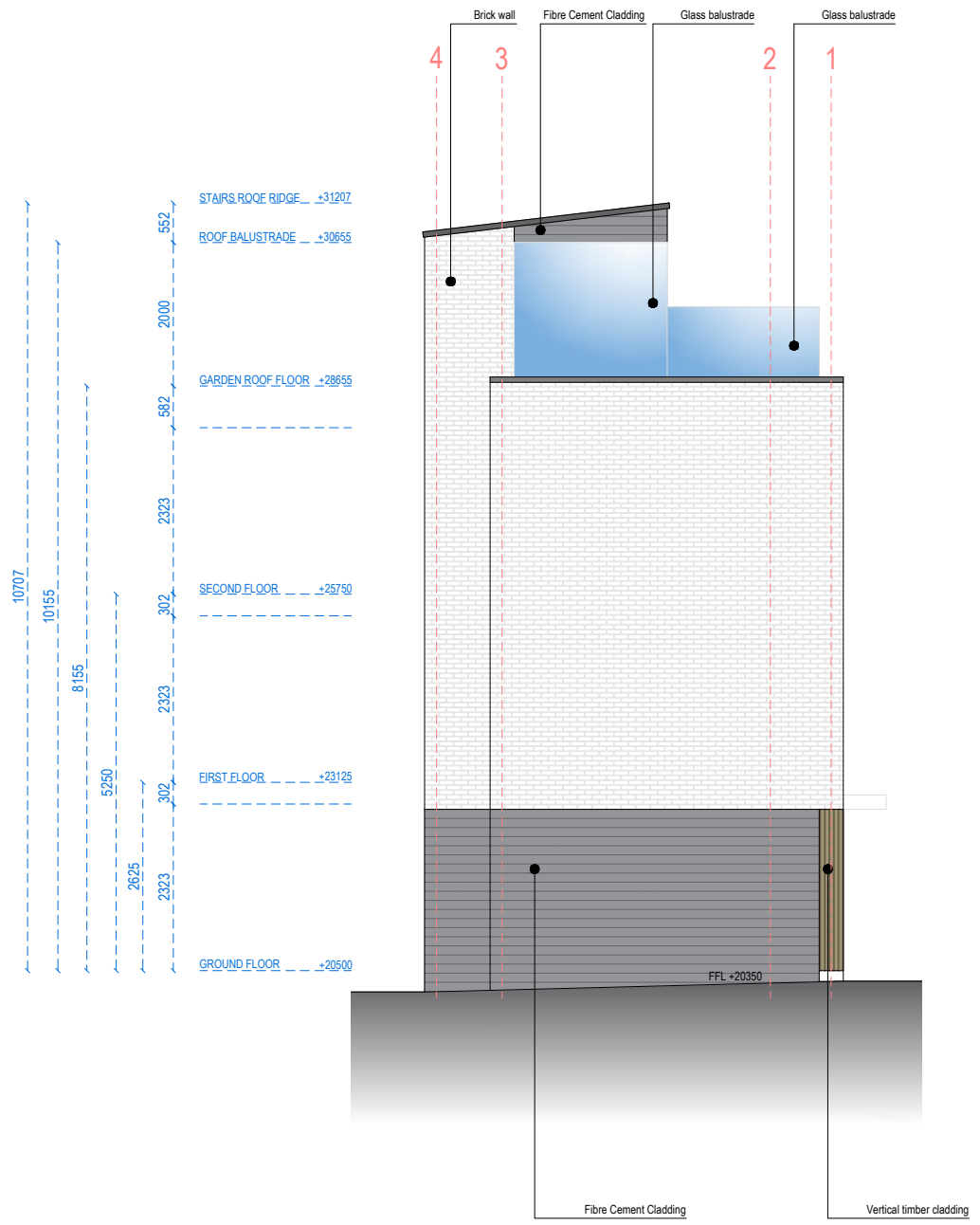
**BUILDING 02**  
**NORTH ELEVATION**  
*REAR ELEVATION*

Scale 1:100 @A3

address. 4 Grosvenor Way - E5 9ND - London  
tel. 020 3781 8008  
mail. office@redwoodsprojects.co.uk  
web. www.redwoodsprojects.co.uk

Any errors on Dimensions to be reported to the Architect prior to commencement of Works.  
Dimensions and areas are based on survey information.  
This drawing is copyright © Redwoods Projects.  
All dimensions to be checked on site Prior work.

REFERENCE: 315 STATION ROAD WESTCLIFF ON SEA - SS0 8SP  
TITLE: PROPOSED DRAWINGS Elevations  
PROJECT No 340 | DATE: 22-07-2021  
NAME: **P 21**



**BUILDING 02**  
**EAST AND WEST ELEVATIONS**  
*SIDE ELEVATIONS*

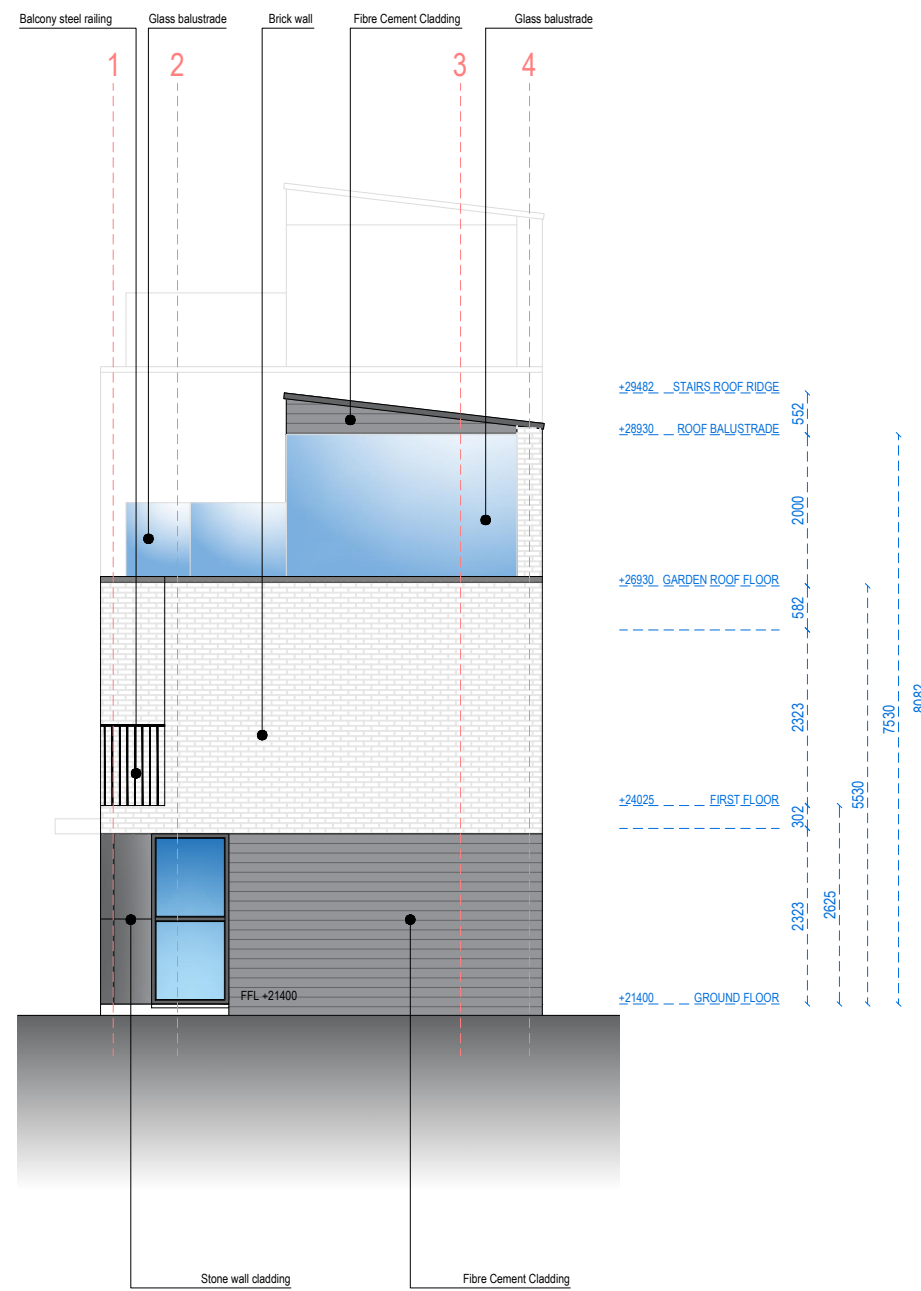
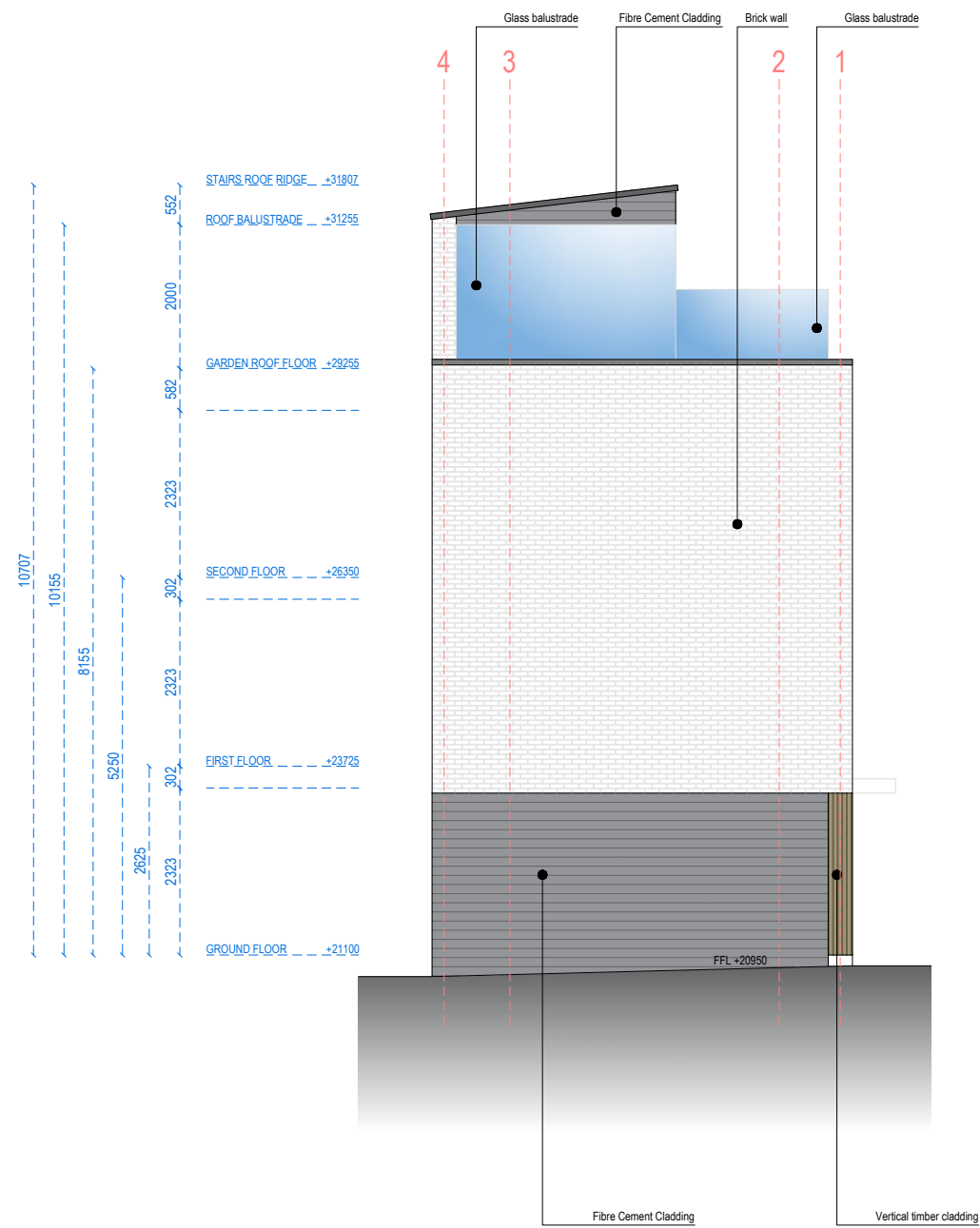
Scale 1:100 @A3

address. 4 Grosvenor Way - E5 9ND - London  
tel. 020 3781 8008  
mail. office@redwoodsprojects.co.uk  
web. www.redwoodsprojects.co.uk

Any errors on Dimensions to be reported to the Architect prior to commencement of Works.  
Dimensions and areas are based on survey information.  
This drawing is copyright © Redwoods Projects.  
All dimensions to be checked on site Prior work.

REFERENCE: 315 STATION ROAD  
WESTCLIFF ON SEA - SS0 8SP  
TITLE: PROPOSED DRAWINGS  
Elevations  
PROJECT No 340 | DATE: 22-07-2021  
NAME: **P 22**





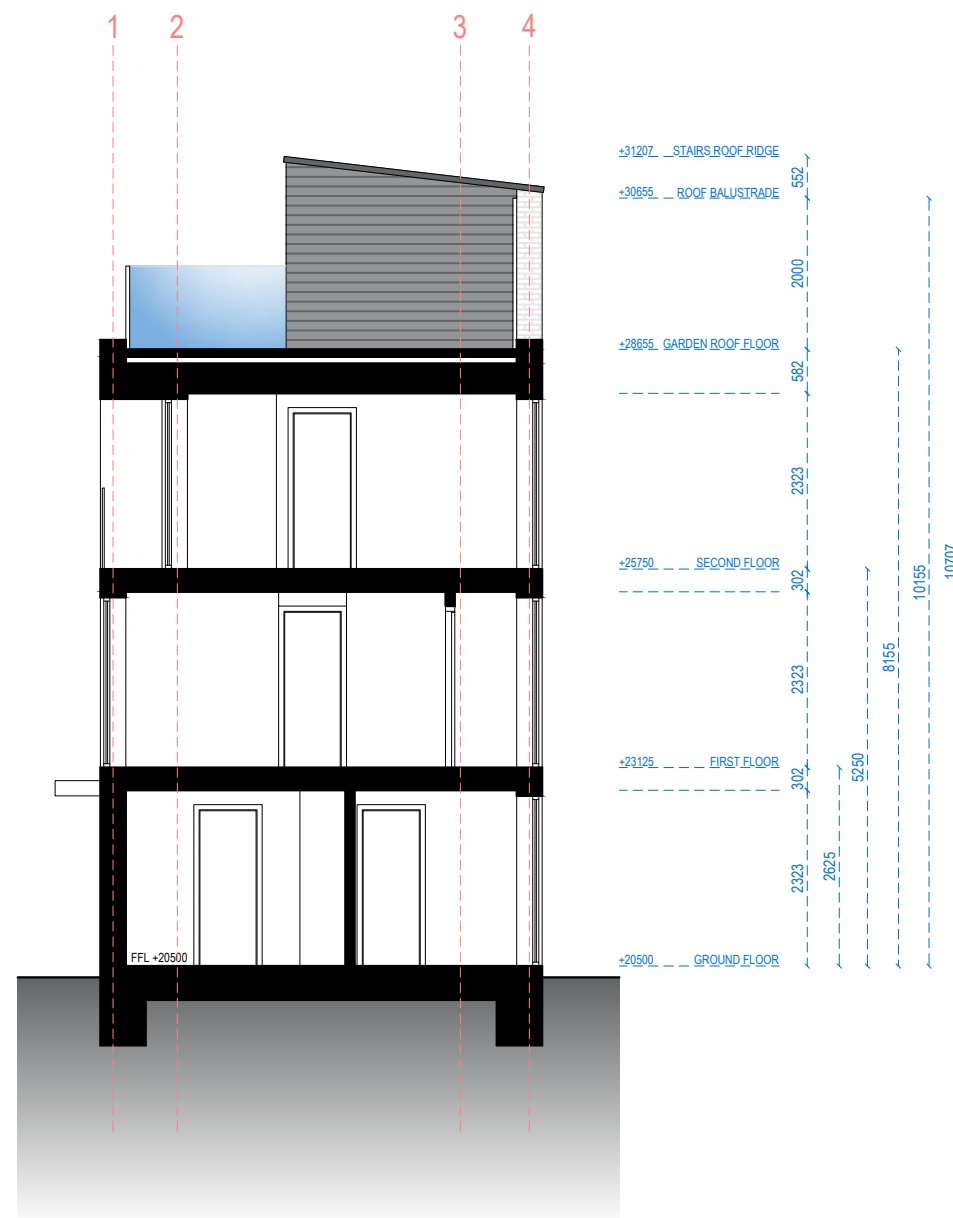
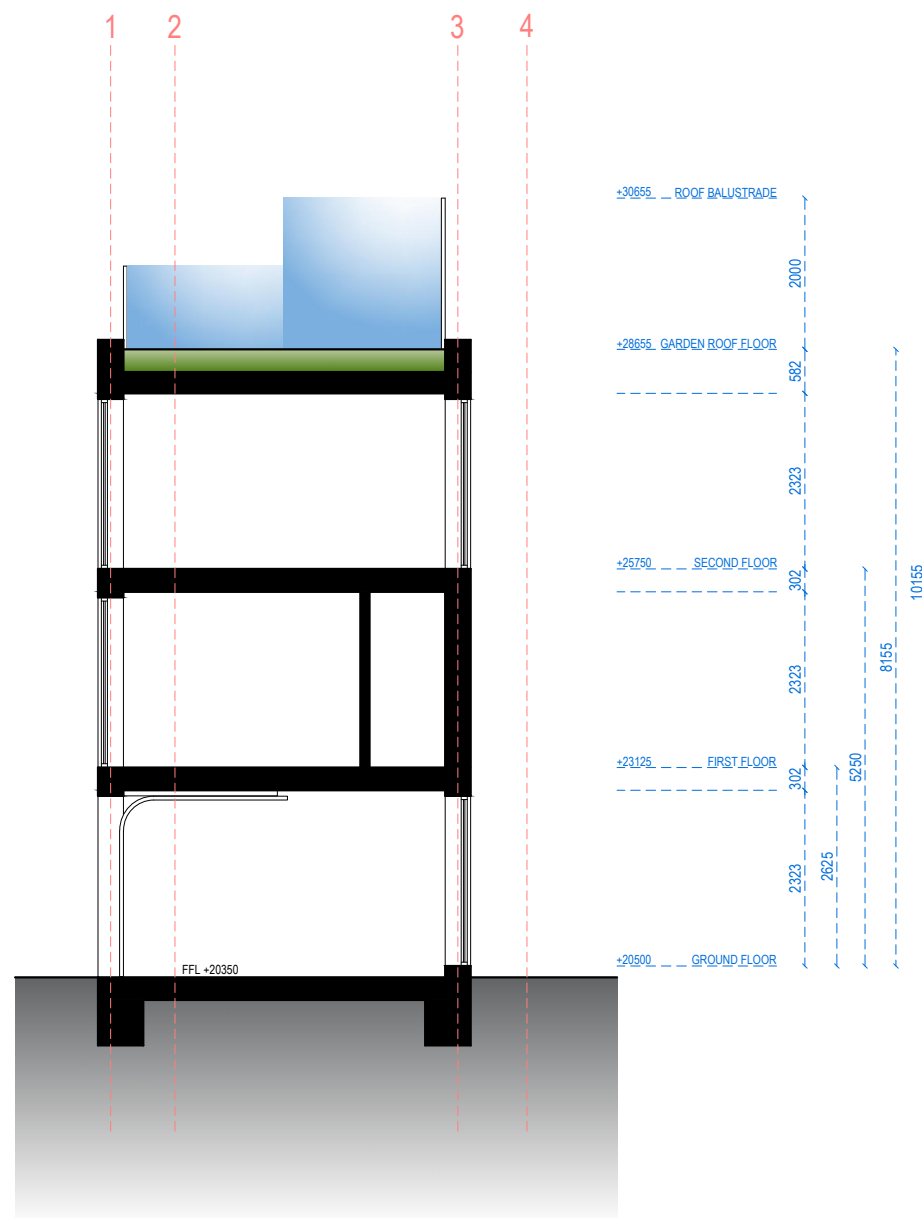
**BUILDING 01**  
**EAST AND WEST ELEVATIONS**  
*SIDE ELEVATIONS*

5m scale  
 1:100 @A3  
**Redwoods**  
 PLANNING DIVISION

address. 4 Grosvenor Way - E5 9ND - London  
 tel. 020 3781 8008  
 mail. office@redwoodsprojects.co.uk  
 web. www.redwoodsprojects.co.uk

Any errors on Dimensions to be reported to the Architect prior to commencement of Works.  
 Dimensions and areas are based on survey information.  
 This drawing is copyright © Redwoods Projects.  
 All dimensions to be checked on site Prior work.

REFERENCE: 315 STATION ROAD  
 WESTCLIFF ON SEA - SS0 8SP  
 TITLE: PROPOSED DRAWINGS  
 Elevations  
 PROJECT No 340 | DATE: 22-07-2021  
 NAME: **P 23**



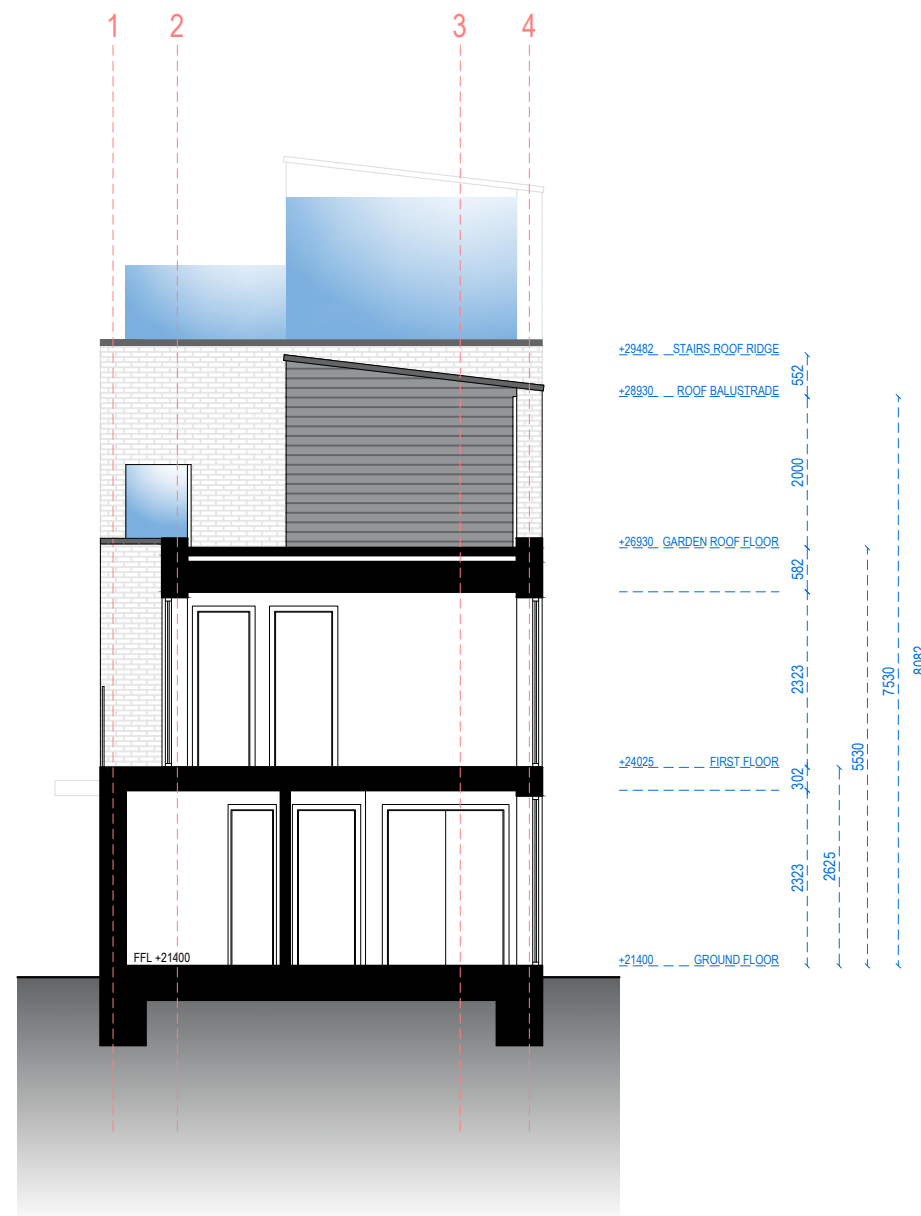
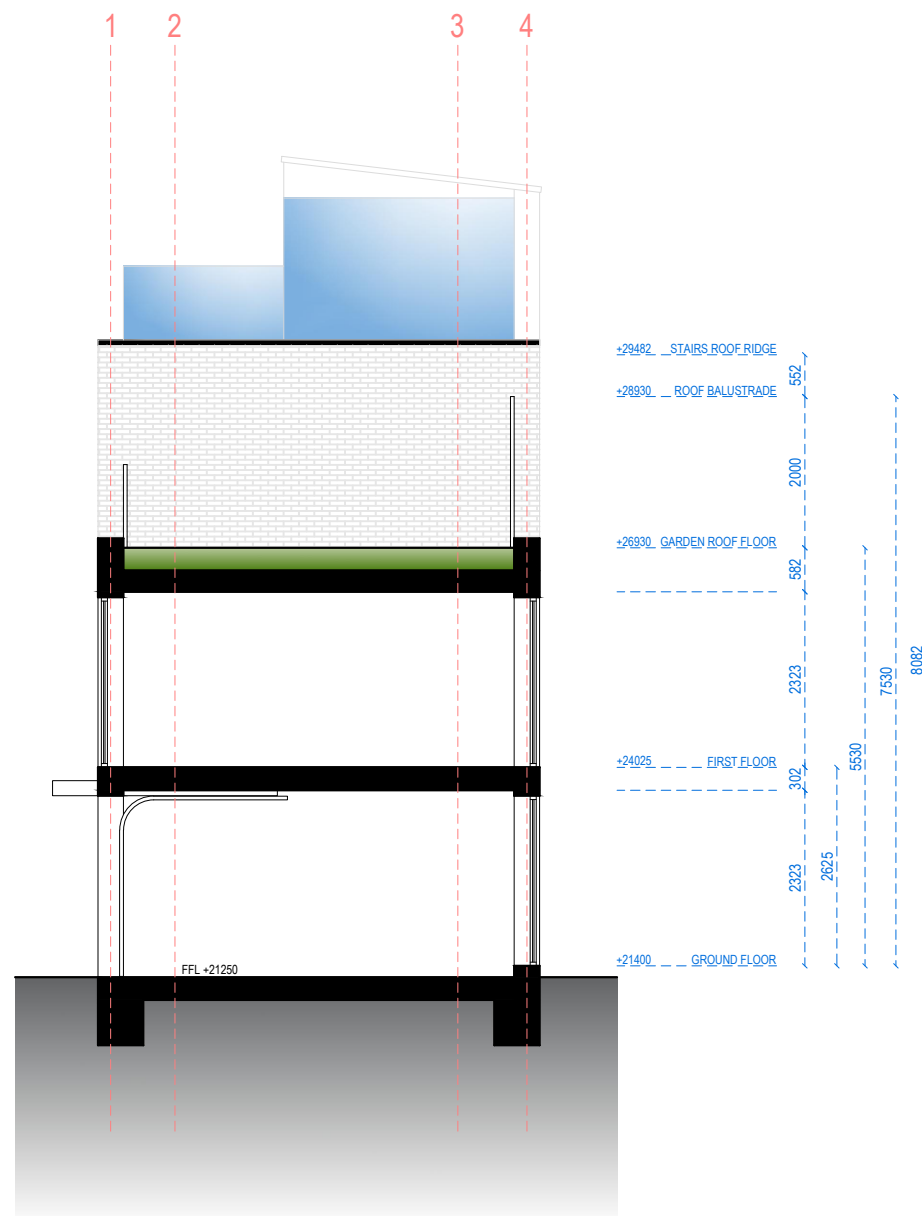
**BUILDING 02**  
**SECTIONS A-A AND B-B**

5m scale  
 1:100 @A3  
**Redwoods**  
 PLANNING DIVISION

address. 4 Grosvenor Way - E5 9ND - London  
 tel. 020 3781 8008  
 mail. office@redwoodsprojects.co.uk  
 web. www.redwoodsprojects.co.uk

Any errors on Dimensions to be reported to the Architect prior to commencement of Works.  
 Dimensions and areas are based on survey information.  
 This drawing is copyright © Redwoods Projects.  
 All dimensions to be checked on site Prior work.

REFERENCE: 315 STATION ROAD  
 WESTCLIFF ON SEA - SS0 8SP  
 TITLE: PROPOSED DRAWINGS  
 Sections  
 PROJECT No 340 | DATE: 22-07-2021  
 NAME: **P 24**



**BUILDING 02**  
**SECTIONS C-C AND D-D**

scale  
5m 1:100 @A3



address. 4 Grosvenor Way - E5 9ND - London  
 tel. 020 3781 8008  
 mail. office@redwoodsprojects.co.uk  
 web. www.redwoodsprojects.co.uk

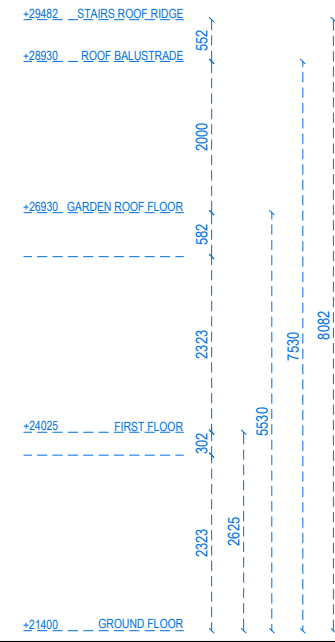
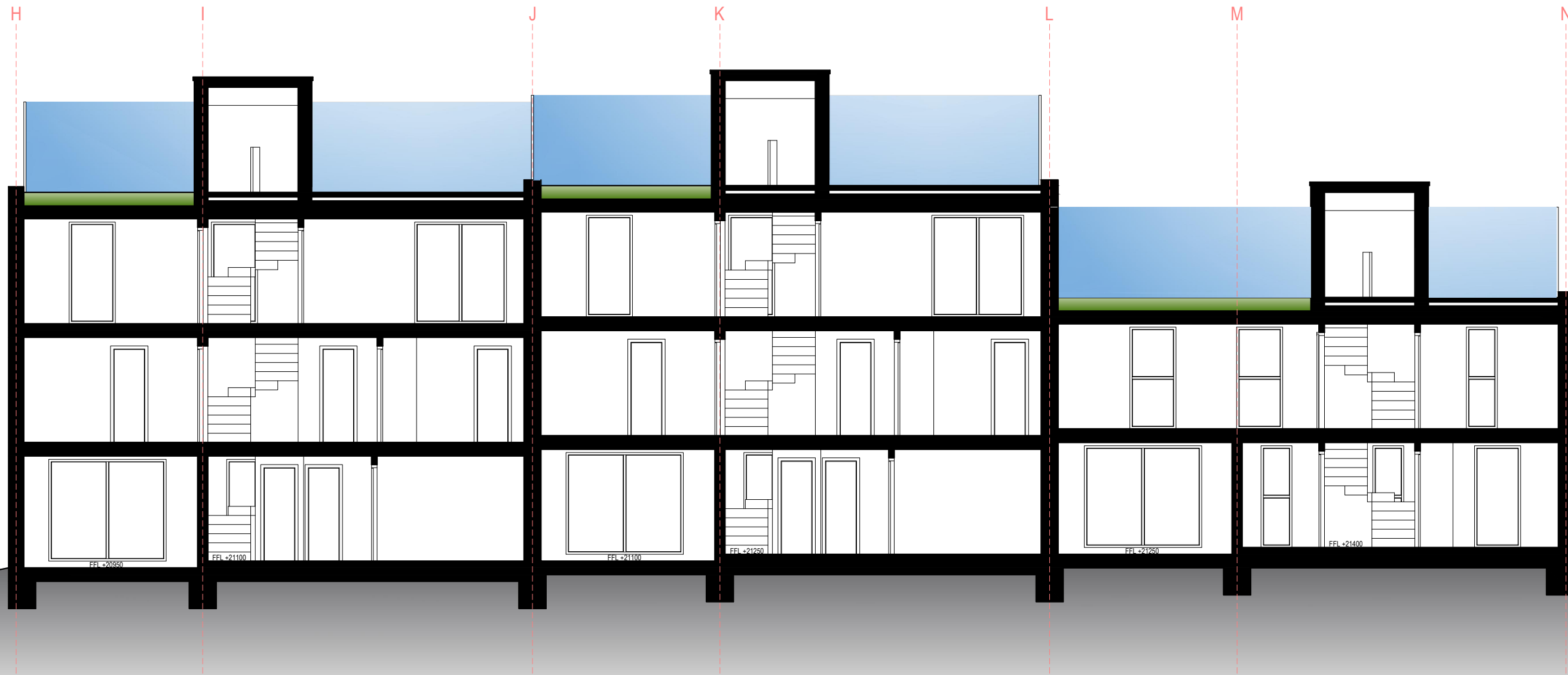
Any errors on Dimensions to be reported to the Architect prior to commencement of Works.  
 Dimensions and areas are based on survey information.  
 This drawing is copyright © Redwoods Projects.  
 All dimensions to be checked on site Prior work.

REFERENCE: 315 STATION ROAD  
 WESTCLIFF ON SEA - SS0 8SP

TITLE: PROPOSED DRAWINGS  
 Sections

PROJECT No 340 | DATE: 22-07-2021

NAME: **P 25**



**BUILDING 01**  
**SECTION E-E**

5m scale  
1:100 @A3

**Redwoods**  
PLANNING DIVISION

address. 4 Grosvenor Way - E5 9ND - London  
tel. 020 3781 8008  
mail. office@redwoodsprojects.co.uk  
web. www.redwoodsprojects.co.uk

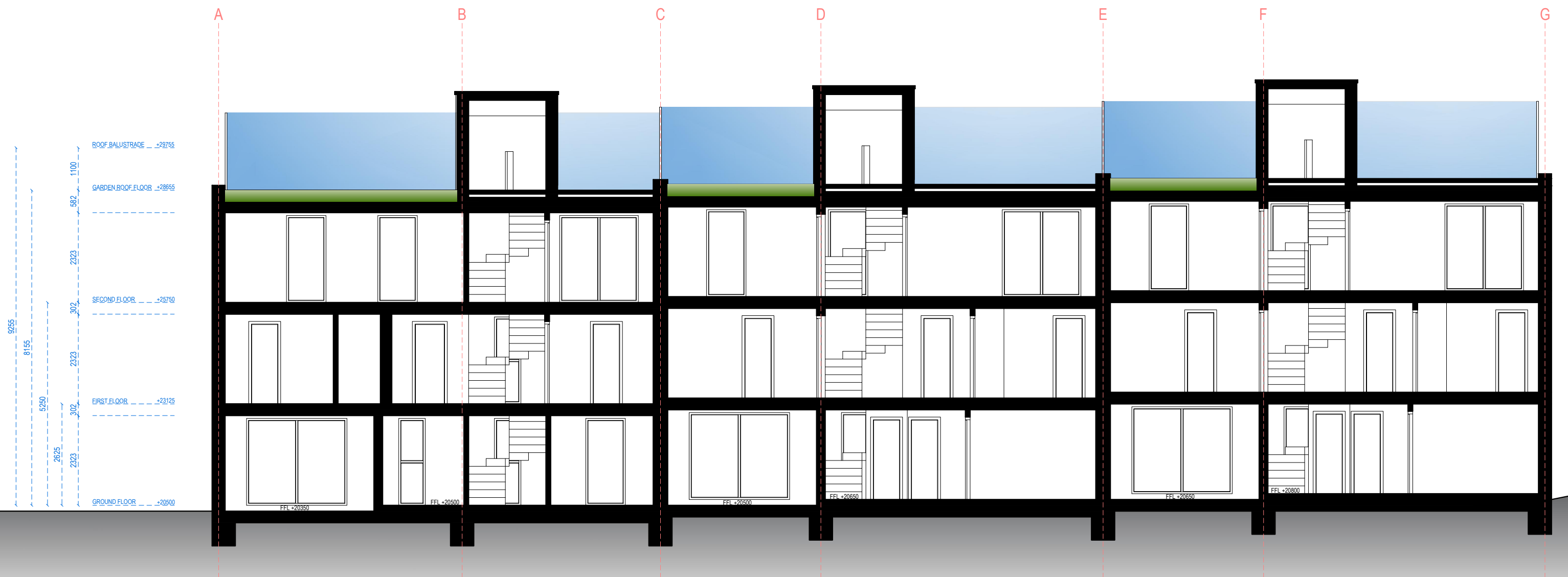
Any errors on Dimensions to be reported to the Architect prior to commencement of Works.  
Dimensions and areas are based on survey information.  
This drawing is copyright © Redwoods Projects.  
All dimensions to be checked on site Prior work.

REFERENCE: 315 STATION ROAD  
WESTCLIFF ON SEA - SS0 8SP

TITLE: PROPOSED DRAWINGS  
Sections

PROJECT No 340 | DATE: 22-07-2021

NAME: **P 26**



**BUILDING 02**  
**SECTION E-E**

  
**Redwoods**  
 PLANNING DIVISION

address. 4 Grosvenor Way - E5 9ND - London  
 tel. 020 3781 8008  
 mail. office@redwoodsprojects.co.uk  
 web. www.redwoodsprojects.co.uk

Any errors on Dimensions to be reported to the Architect prior to commencement of Works.  
 Dimensions and areas are based on survey information.  
 This drawing is copyright © Redwoods Projects.  
 All dimensions to be checked on site Prior work.

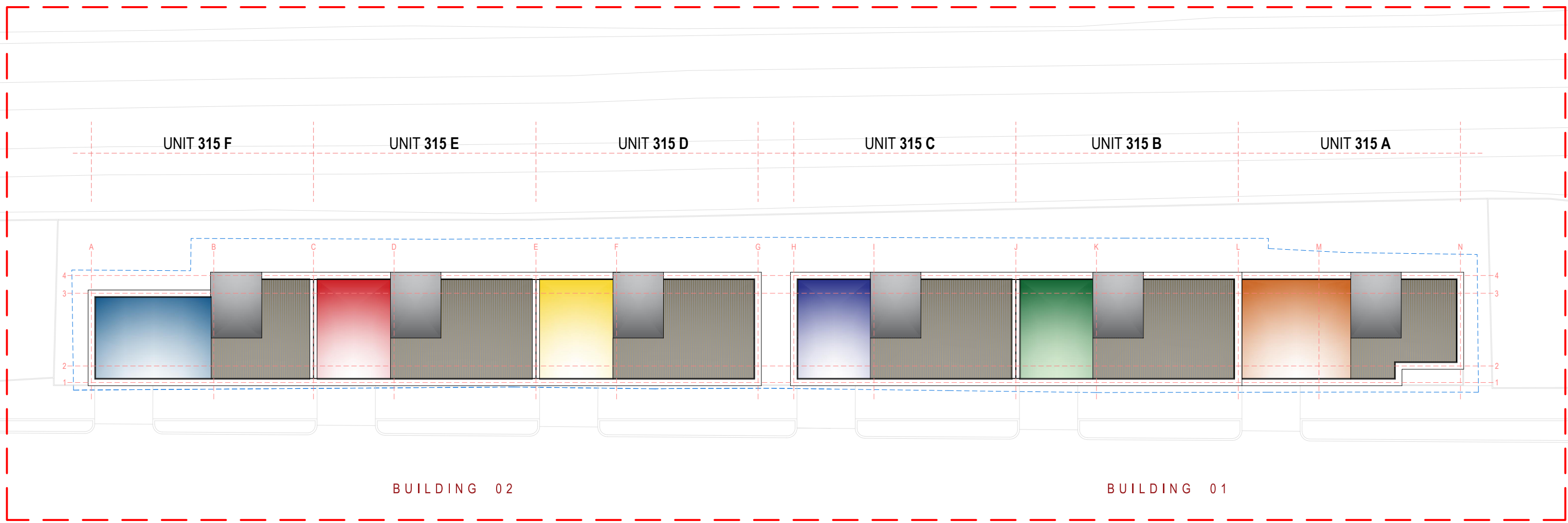
REFERENCE: 315 STATION ROAD  
 WESTCLIFF ON SEA - SS0 8SP

TITLE: PROPOSED DRAWINGS  
 Sections

PROJECT No 340 | DATE: 22-07-2021

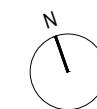

NAME: **P 27**

scale  
 5m 1:100 @A3



	GROUND FLOOR	FIRST FLOOR	SECOND FLOOR	TOTAL	AMENITY SPACE
UNIT 315 A	36.20 m <sup>2</sup>	54.57 m <sup>2</sup>		90.77 m <sup>2</sup>	54.57 m <sup>2</sup>
UNIT 315 B	36.20 m <sup>2</sup>	57.27 m <sup>2</sup>	54.57 m <sup>2</sup>	148.04 m <sup>2</sup>	57.27 m <sup>2</sup>
UNIT 315 C	36.20 m <sup>2</sup>	57.27 m <sup>2</sup>	54.57 m <sup>2</sup>	148.04 m <sup>2</sup>	57.27 m <sup>2</sup>
UNIT 315 D	36.20 m <sup>2</sup>	57.27 m <sup>2</sup>	54.57 m <sup>2</sup>	148.04 m <sup>2</sup>	57.27 m <sup>2</sup>
UNIT 315 E	36.20 m <sup>2</sup>	57.27 m <sup>2</sup>	54.57 m <sup>2</sup>	148.04 m <sup>2</sup>	57.27 m <sup>2</sup>
UNIT 315 F	34.16 m <sup>2</sup>	51.51 m <sup>2</sup>	48.81 m <sup>2</sup>	134.48 m <sup>2</sup>	51.51 m <sup>2</sup>

PROPERTY n.315 AREA: 546.96 m<sup>2</sup>  
 BUILT AREA: BUILDING 01 199.78 m<sup>2</sup> - BUILDING 02 196.72 m<sup>2</sup>  
 COMMON GREEN AREA: 150.46 m<sup>2</sup>



mail. office@redwoodsprojects.co.uk  
 web. www.redwoodsprojects.co.uk








Any errors on Dimensions to be reported to the Architect prior to commencement of Works. Dimensions and areas are based on survey information. This drawing is copyright © Redwoods Projects. All dimensions to be checked on site Prior work.

REFERENCE: 315 STATION ROAD WESTCLIFF ON SEA - SS0 8SP  
 TITLE: PROPOSED DRAWINGS Masterplan - Floorspaces  
 PROJECT No: 340 | DATE: 22-07-2021  
 NAME: **P 28**



BUILDING 02

BUILDING 01

	1	2	3	4	5	6	7
	STONE WALL CLADDING	VERTICAL TIMBER CLADDING	MAIN ENTRANCE DOOR	GARAGE DOOR	BRICKWORK	WINDOWS & DOORS	BALCONY STEEL RAILING
MATERIAL PRODUCT SAMPLE:							
MATERIAL PRODUCT SAMPLE DETAILS:	TAYLOR MAXWELL STRATA STONE PANEL. COLOR Ref: STRATA-ST5 LQ 002	CUMARU KD CLADDING 19 X 90 (NET 78) X 7 & LONGER Finish: UNTREATED. Installation: SCREWED. Product Ref: CL-CUM-1990F	KRAFT FACED DOORS TO MATCH TIMBER CLADDING	TIMBER FACED DOOR TO MATCH TIMBER CLADDING	ORIGINAL GAULT BLEND Manufacturer: TRADITIONAL BRICK & STONE	EVEREST PPC ALUMINIUM DOUBLE GLAZED WINDOW COLOR: BLACK	CLASSIC AND CONTEMPORARY RAILINGS FROM TITAN FORGE: Black stainless steel

**SOUTH ELEVATION**  
**FRONT ELEVATION**

scale  
10m 1:200 @A3



address. 4 Grosvenor Way - E5 9ND - London  
tel. 020 3781 8008  
mail. office@redwoodsprojects.co.uk  
web. www.redwoodsprojects.co.uk

Any errors on Dimensions to be reported to the Architect prior to commencement of Works.  
Dimensions and areas are based on survey information.  
This drawing is copyright © Redwoods Projects.  
All dimensions to be checked on site Prior work.

REFERENCE: 315 STATION ROAD  
WESTCLIFF ON SEA - SS0 8SP

TITLE: PROPOSED DRAWINGS  
Materials







PROJECT No 340 | DATE: 22-07-2021

NAME: **P 29** Rev A



BUILDING 01

BUILDING 02

	8	9	10	11	12	13
	GLASS BALUSTRADE	JULIET BALCONY	ENTRANCE PORCH	FIBRE CEMENT CLADDING	FIBRE CEMENT CLADDING	PARAPET CAP
MATERIAL PRODUCT SAMPLE:						
MATERIAL PRODUCT SAMPLE DETAILS:	Balustrade system: AEROFOIL SYSTEM FROM balconette. Balustrade Colour: SILVER ANODISED. Glass Type: silver anodised / toughened glazing.	Balustrade system: Orbit Juliet Balcony (circular handrail). Balustrade Colour: SILVER ANODISED. Glass Type: silver anodised / toughened glazing.	GRP ENTRANCE PORCH. COLOUR: DARK GREY	FIBRE CEMENT CLADDING horizontal t&g weatherboarding BY CEDRAL. COLOUR: DARK GREY	FIBRE CEMENT CLADDING horizontal t&g weatherboarding BY CEDRAL. COLOUR: DARK GREY	GRP PARAPET CAP. COLOUR: DARK GREY

**NORTH ELEVATION**  
*REAR ELEVATION*

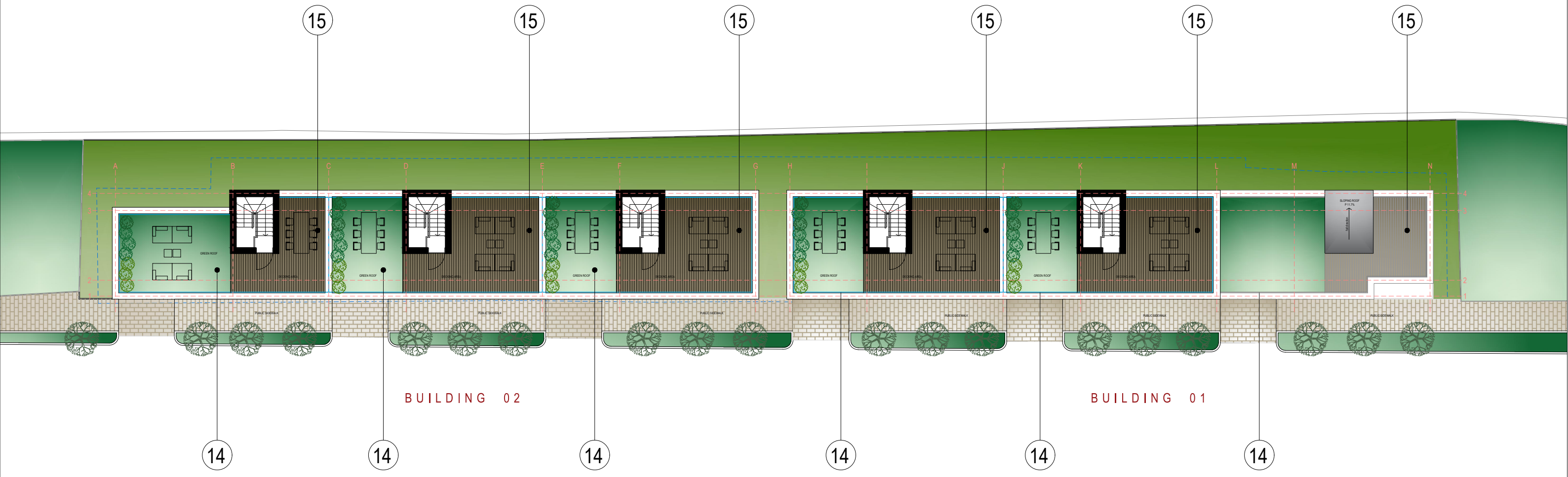


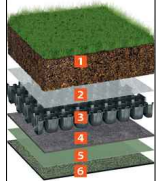

address. 4 Grosvenor Way - E5 9ND - London  
tel. 020 3781 8008  
mail. office@redwoodsprojects.co.uk  
web. www.redwoodsprojects.co.uk

Any errors on Dimensions to be reported to the Architect prior to commencement of Works.  
Dimensions and areas are based on survey information.  
This drawing is copyright © Redwoods Projects.  
All dimensions to be checked on site Prior work.

REFERENCE: 315 STATION ROAD  
WESTCLIFF ON SEA - SS0 8SP  
TITLE: PROPOSED DRAWINGS  
Materials  
PROJECT No 340 | DATE: 22-07-2021  
NAME: **P 30**





	14	15
	ROOF GARDEN	ROOF TRRACE
MATERIAL PRODUCT SAMPLE:		
MATERIAL PRODUCT SAMPLE DETAILS:	BAUDER INTENSIVE GREEN ROOF SYSTEM	COMPOSITE DECKING SYSTEM BY ENVIROBUILD

# GARDEN ROOF FLOOR

scale 10m 1:200 @A3



address. 4 Grosvenor Way - E5 9ND - London  
 tel. 020 3781 8008  
 mail. office@redwoodsprojects.co.uk  
 web. www.redwoodsprojects.co.uk

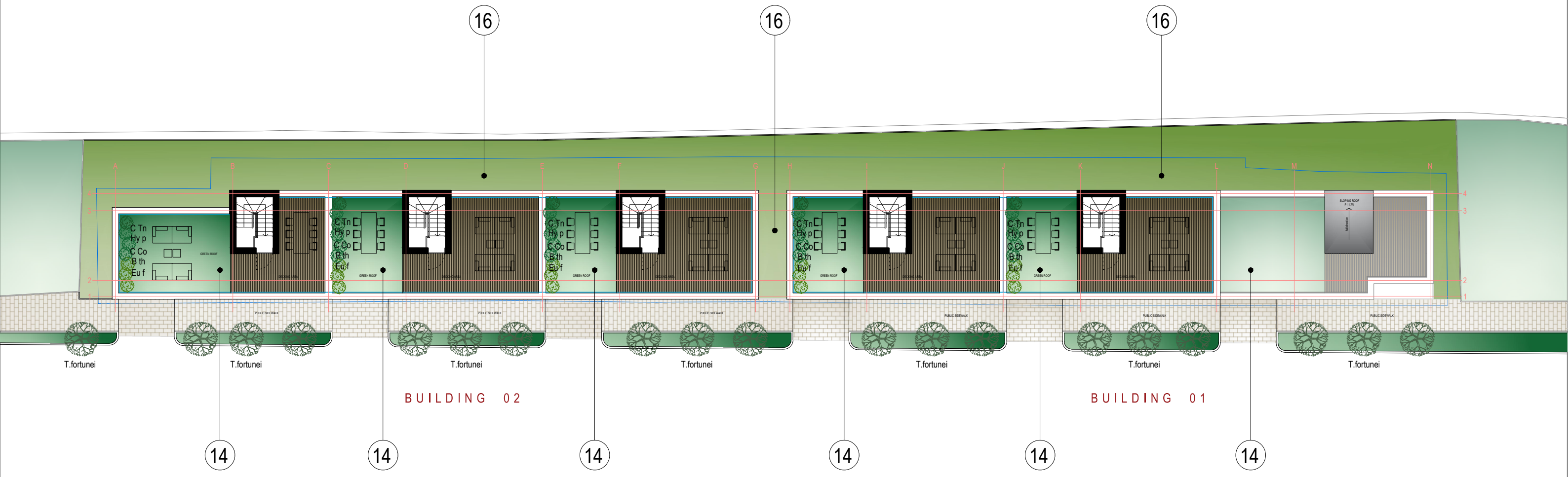
Any errors on Dimensions to be reported to the Architect prior to commencement of Works.  
 Dimensions and areas are based on survey information.  
 This drawing is copyright © Redwoods Projects.  
 All dimensions to be checked on site Prior work.

REFERENCE: 315 STATION ROAD WESTCLIFF ON SEA - SS0 8SP

TITLE: PROPOSED DRAWINGS Materials


PROJECT No 340 | DATE: 22-07-2021

NAME: **P 31**



	14	16
	ROOF GARDEN	NATURAL TURF GRASS
MATERIAL PRODUCT SAMPLE:		
MATERIAL PRODUCT SAMPLE DETAILS:	BAUDER INTENSIVE GREEN ROOF SYSTEM	SIGNATURE LAWN TURF. FROM TOWN & COUNTRY TURF. (ONLY WITHIN BOUNDARY)

SPECIES		QUANTITY	MIN HEIGHT TO BE PLANTED (cm)	MAINTENANCE	BIODIVERSITY
	Choisya x dewitteana 'Aztec Pearl'	12	30	Propagate by semi-hardwood cuttings. Generally disease free.	Bees Butterflies
	Hydrangea paniculata 'Grandiflora'	12	30	Propagate by softwood cuttings. Generally disease free.	Bees and other pollinating insects
	Ceanothus 'Concha' Californian lilac	12	30	Propagate by semi-hardwood cuttings. May be affected by honey fungus and Phytophthora root disease	Bees and other pollinating insects
	Berberis thunbergii 'Golden Torch'	6	30	Propagate by semi-hardwood cuttings. May be subject to powdery mildews	Bees
	Euonymus fortunei 'Harlequin'	6	30	Propagate by semi-hardwood cuttings. May be affected by powdery mildews	
	Trachycarpus fortunei (Chusan or Windmill Palm)	19	100	The leaves May be affected by windy location.	



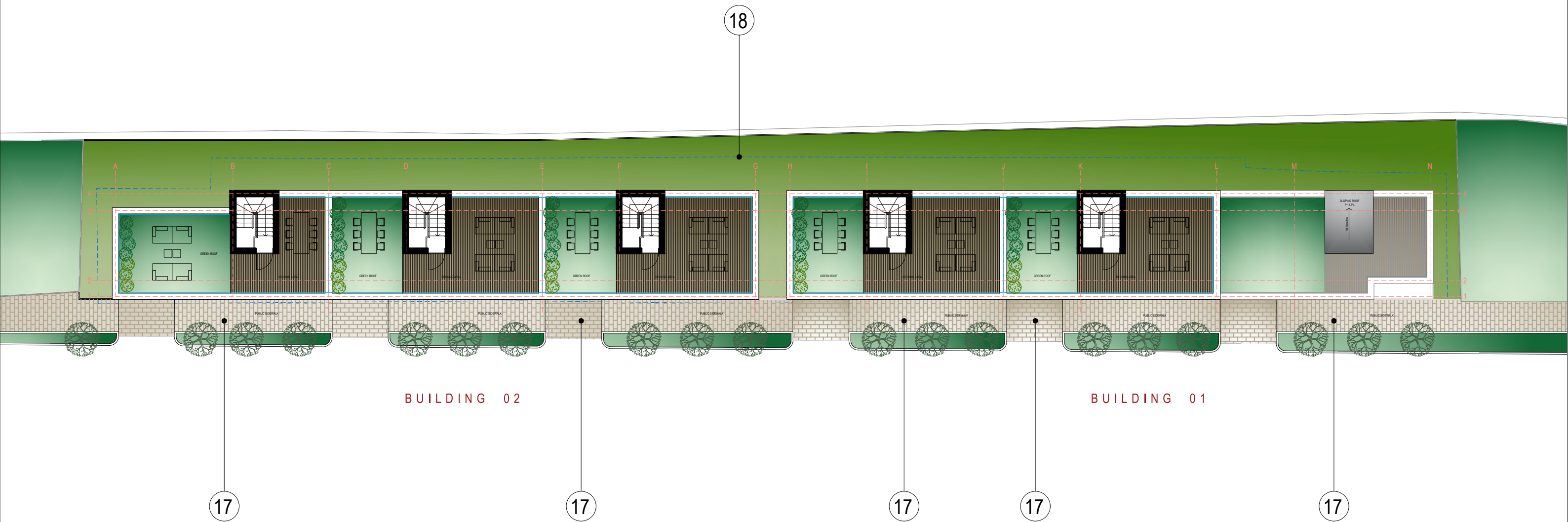
**Redwoods**

address. 4 Grosvenor Way - E5 9ND - London  
 tel. 020 3781 8008  
 mail. office@redwoodsprojects.co.uk  
 web. www.redwoodsprojects.co.uk

Any errors on Dimensions to be reported to the Architect prior to commencement of Works. Dimensions and areas are based on survey information. This drawing is copyright © Redwoods Projects. All dimensions to be checked on site Prior work.

REFERENCE: 315 STATION ROAD WESTCLIFF ON SEA - SS0 8SP  
 TITLE: PROPOSED DRAWINGS Soft Landscaping  
 PROJECT No 340 | DATE: 22-07-2021  
 NAME: **P 32 - REV A**

# SITE PLAN



	17	18
	LANDSCAPING	LANDSCAPING
MATERIAL PRODUCT SAMPLE:		
MATERIAL PRODUCT SAMPLE DETAILS:	Marshalls Conservation X Smooth - Charcoal	CLOSE BOARDED TIMBER FENCE. COLOUR: RONSEAL CHARCOAL GREY

# SITE PLAN



**Redwoods**  
 PLANNING DIVISION

address. 4 Grosvenor Way - E5 9ND - London  
 tel. 020 3781 8008  
 mail. office@redwoodsprojects.co.uk  
 web. www.redwoodsprojects.co.uk

Any errors on Dimensions to be reported to the Architect prior to commencement of Works.  
 Dimensions and areas are based on survey information.  
 This drawing is copyright © Redwoods Projects.  
 All dimensions to be checked on site Prior work.

scale  
 10m 1:200 @A3

REFERENCE: 315 STATION ROAD  
 WESTCLIFF ON SEA - SS0 8SP  
 TITLE: PROPOSED DRAWINGS  
 Hard Landscaping  
 PROJECT No 340 | DATE: 22-07-2021  
 NAME: **P 33**



Balustrade system: AEROFOIL SYSTEM GLASS BALUSTRADE  
 Company: BALCONETTE  
 Balustrade Colour: SILVER ANODISED  
 Glass Type: SILVER ANODISED / TOUGHENED GLAZING

REFERENCE PICTURES:  
**SOUTH ELEVATION**  
**FRONT ELEVATION**

Scale 1:100 @A3  
**Redwoods**  
 PLANNING DIVISION

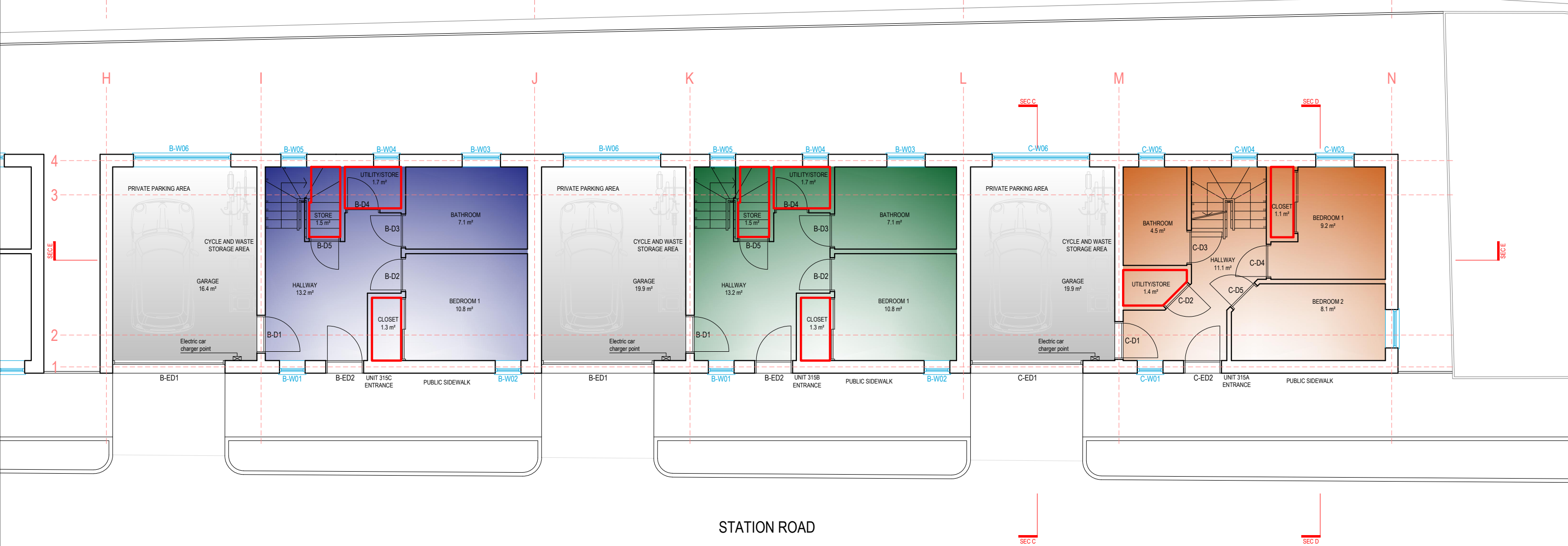
address. 4 Grosvenor Way - E5 9ND - London  
 tel. 020 3781 8008  
 mail. office@redwoodsprojects.co.uk  
 web. www.redwoodsprojects.co.uk  
 Any errors on Dimensions to be reported to the Architect prior to commencement of Works.  
 Dimensions and areas are based on survey information.  
 This drawing is copyright © Redwoods Projects.  
 All dimensions to be checked on site Prior work.

REFERENCE: 315 STATION ROAD  
 WESTCLIFF ON SEA - SS0 8SP  
 TITLE: PROPOSED DRAWINGS  
 Privacy Screen  
 PROJECT No 340 | DATE: 22-07-2021  
 NAME: **P 34**

UNIT 315 C  
4 BEDROOMS - 6 PERSONS

UNIT 315 B  
4 BEDROOMS - 6 PERSONS

UNIT 315 A  
3 BEDROOMS - 4 PERSONS



**BUILDING 01  
GROUND FLOOR**

 STORAGE SPACE


 scale 1:100 @A3  


address. 4 Grosvenor Way - E5 9ND - London  
 tel. 020 3781 8008  
 mail. office@redwoodsprojects.co.uk  
 web. www.redwoodsprojects.co.uk

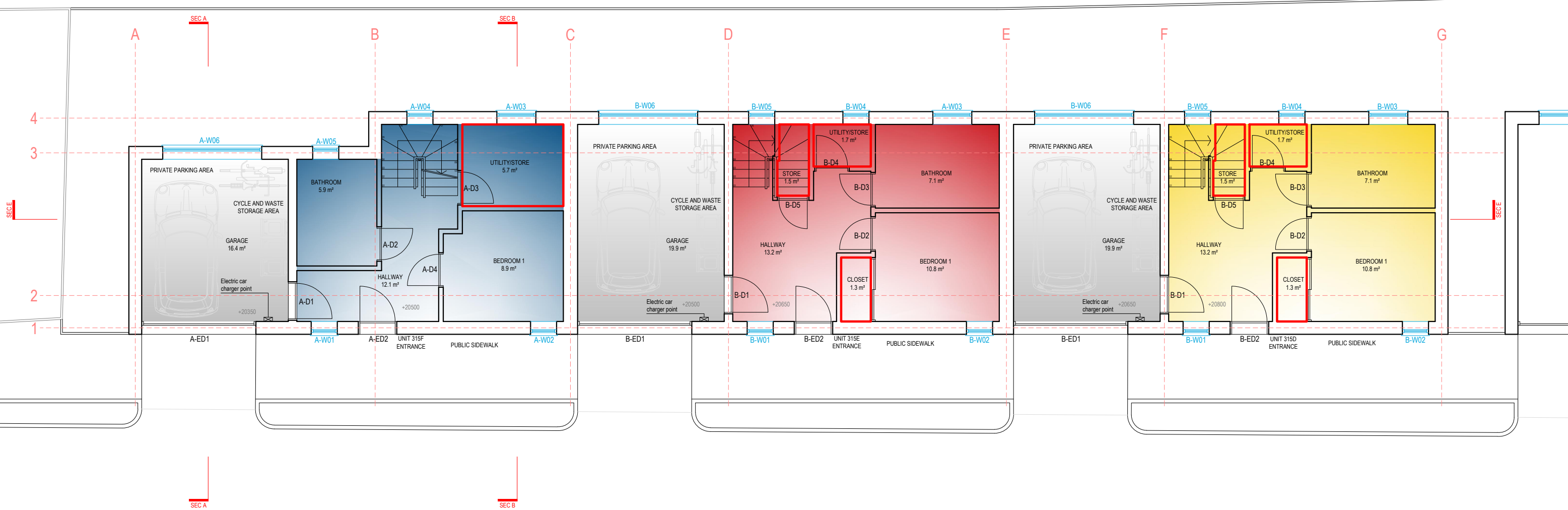
Any errors on Dimensions to be reported to the Architect prior to commencement of Works.  
 Dimensions and areas are based on survey information.  
 This drawing is copyright © Redwoods Projects.  
 All dimensions to be checked on site Prior work.

REFERENCE: 315 STATION ROAD  
 WESTCLIFF ON SEA - SS0 8SP  
 TITLE: PROPOSED DRAWINGS  
 Storage Area  
 PROJECT No 340 | DATE: 22-07-2021  
 NAME: **P 35**

UNIT 315 F  
4 BEDROOMS - 6 PERSONS

UNIT 315 E  
4 BEDROOMS - 6 PERSONS

UNIT 315 D  
4 BEDROOMS - 6 PERSONS



**BUILDING 02**  
**GROUND FLOOR**

STORAGE SPACE

5m scale  
1:100 @A3

**Redwoods**  
PLANNING DIVISION

address. 4 Grosvenor Way - E5 9ND - London  
tel. 020 3781 8008  
mail. office@redwoodsprojects.co.uk  
web. www.redwoodsprojects.co.uk

Any errors on Dimensions to be reported to the Architect prior to commencement of Works.  
Dimensions and areas are based on survey information.  
This drawing is copyright © Redwoods Projects.  
All dimensions to be checked on site Prior work.

REFERENCE: 315 STATION ROAD  
WESTCLIFF ON SEA - SS0 8SP

TITLE: PROPOSED DRAWINGS  
Storage Area

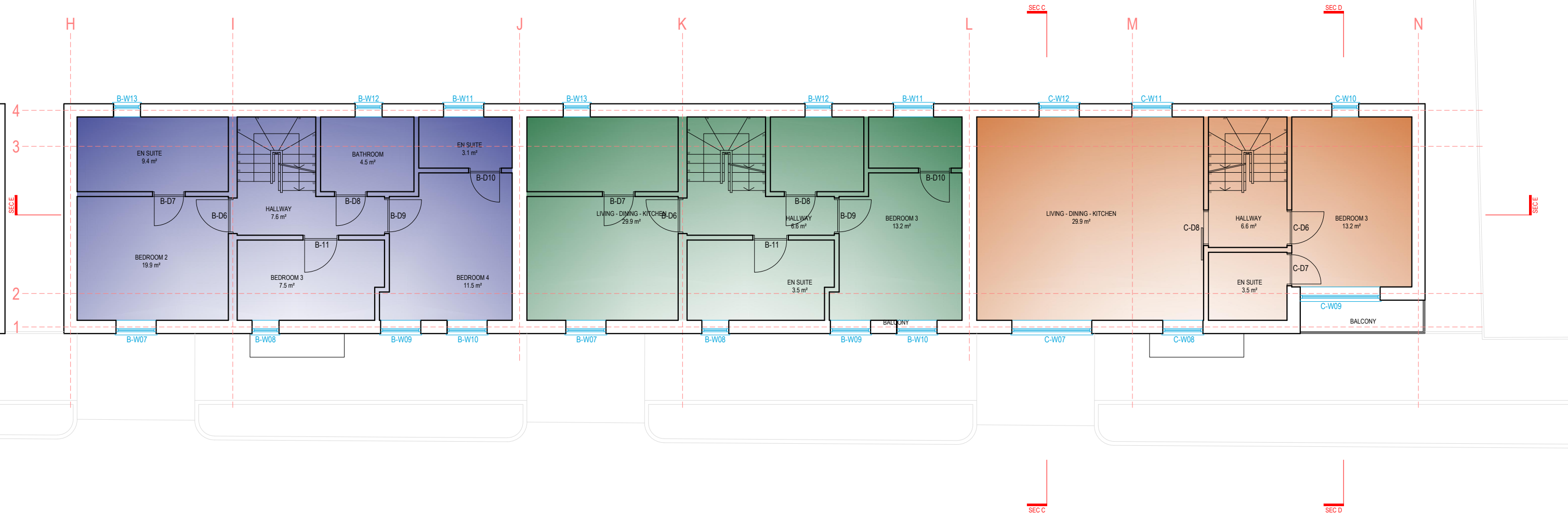
PROJECT No 340 | DATE: 22-07-2021

NAME: **P 36**

UNIT 315 C  
4 BEDROOMS - 6 PERSONS

UNIT 315 B  
4 BEDROOMS - 6 PERSONS

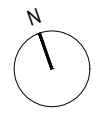
UNIT 315 A  
3 BEDROOMS - 4 PERSONS



**BUILDING 01**  
**FIRST FLOOR**

 STORAGE SPACE

5m scale  
1:100 @A3

address. 4 Grosvenor Way - E5 9ND - London  
tel. 020 3781 8008  
mail. office@redwoodsprojects.co.uk  
web. www.redwoodsprojects.co.uk

REFERENCE: 315 STATION ROAD  
WESTCLIFF ON SEA - SS0 8SP

TITLE: PROPOSED DRAWINGS  
Storage Area

Any errors on Dimensions to be reported to the Architect prior to commencement of Works. Dimensions and areas are based on survey information. This drawing is copyright © Redwoods Projects. All dimensions to be checked on site Prior work.

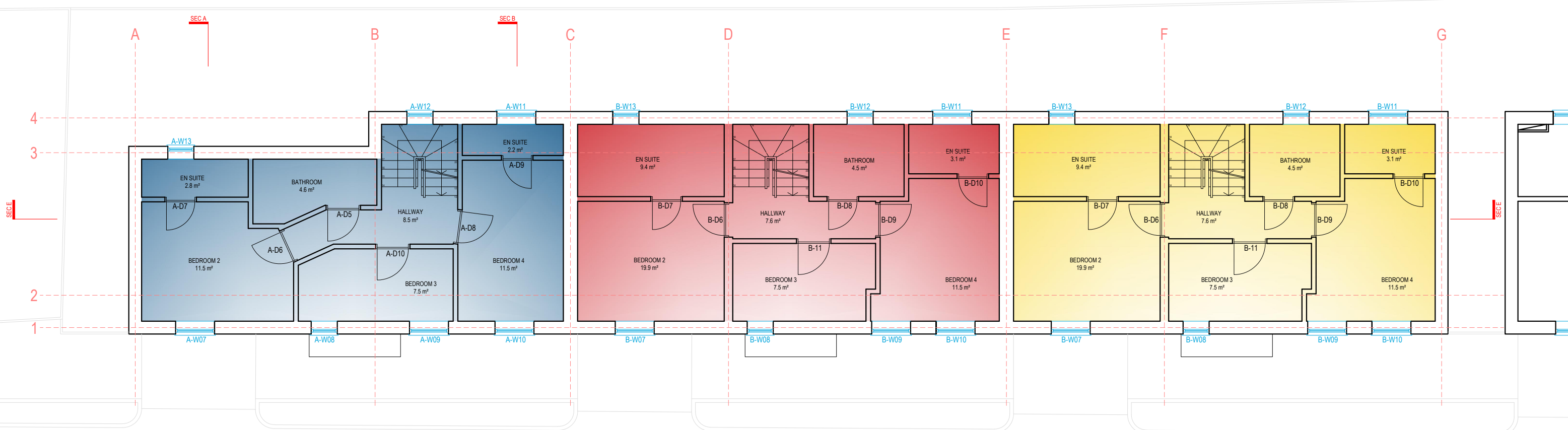
PROJECT No 340 | DATE: 22-07-2021

NAME: **P 37**

UNIT 315 F  
4 BEDROOMS - 6 PERSONS

UNIT 315 E  
4 BEDROOMS - 6 PERSONS

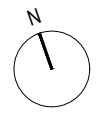
UNIT 315 D  
4 BEDROOMS - 6 PERSONS



**BUILDING 02**  
**FIRST FLOOR**

 STORAGE SPACE

5m scale  
1:100 @A3

address. 4 Grosvenor Way - E5 9ND - London  
tel. 020 3781 8008  
mail. office@redwoodsprojects.co.uk  
web. www.redwoodsprojects.co.uk

REFERENCE: 315 STATION ROAD  
WESTCLIFF ON SEA - SS0 8SP

TITLE: PROPOSED DRAWINGS  
Storage Area

Any errors on Dimensions to be reported to the Architect prior to commencement of Works.  
Dimensions and areas are based on survey information.  
This drawing is copyright © Redwoods Projects.  
All dimensions to be checked on site Prior work.

PROJECT No 340 | DATE: 22-07-2021

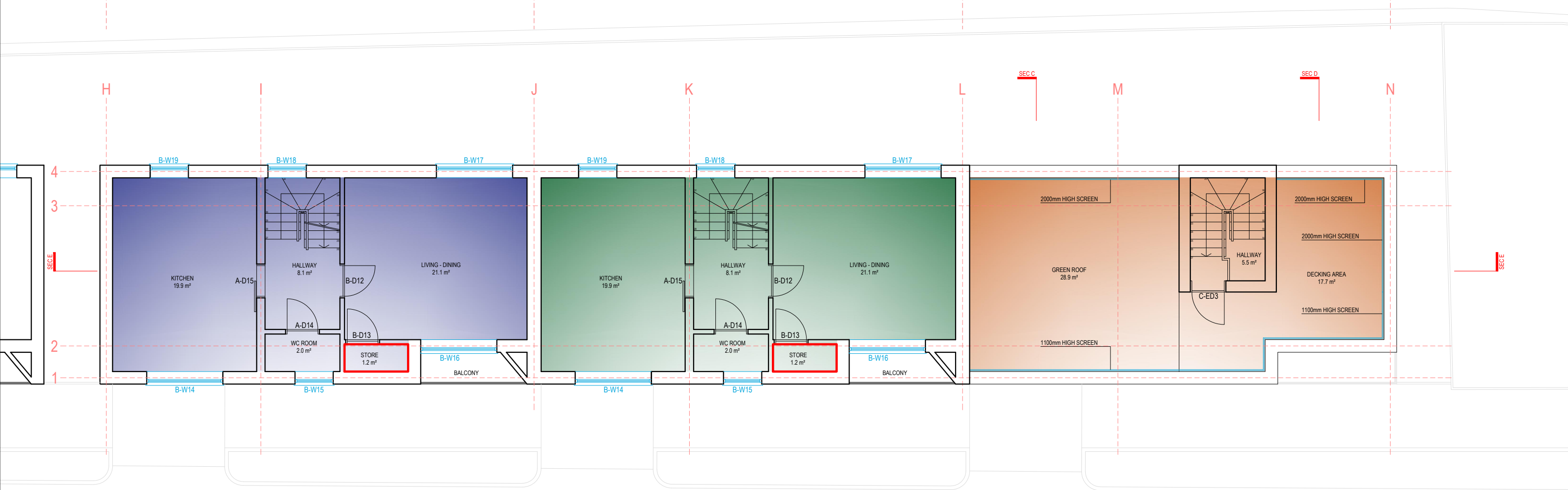
NAME: **P 38**



UNIT 315 C  
4 BEDROOMS - 6 PERSONS

UNIT 315 B  
4 BEDROOMS - 6 PERSONS

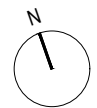
UNIT 315 A  
3 BEDROOMS - 4 PERSONS



**BUILDING 01**  
**SECOND FLOOR**

 STORAGE SPACE

	GF	FF	SF	TOTAL
UNIT A 3-BEDs 4-P	2.5 m <sup>2</sup>	/	/	2.5 m <sup>2</sup>
UNIT B 4-BEDs 6-P	4.5 m <sup>2</sup>	/	1.2 m <sup>2</sup>	5.7 m <sup>2</sup>
UNIT C 4-BEDs 6-P	4.5 m <sup>2</sup>	/	1.2 m <sup>2</sup>	5.7 m <sup>2</sup>



address. 4 Grosvenor Way - E5 9ND - London  
tel. 020 3781 8008  
mail. office@redwoodsprojects.co.uk  
web. www.redwoodsprojects.co.uk

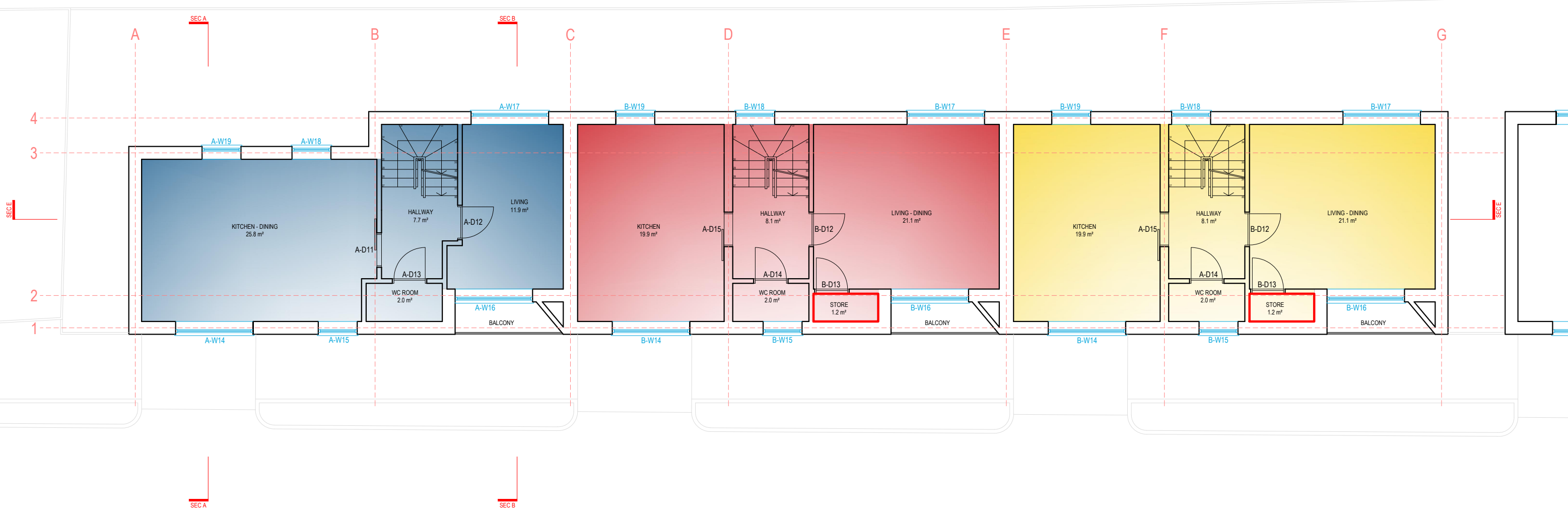
Any errors on Dimensions to be reported to the Architect prior to commencement of Works.  
Dimensions and areas are based on survey information.  
This drawing is copyright © Redwoods Projects.  
All dimensions to be checked on site Prior work.

REFERENCE: 315 STATION ROAD  
WESTCLIFF ON SEA - SS0 8SP  
TITLE: PROPOSED DRAWINGS  
Storage Area  
PROJECT No 340 | DATE: 22-07-2021  
NAME: **P 39**

UNIT 315 F  
4 BEDROOMS - 6 PERSONS

UNIT 315 E  
4 BEDROOMS - 6 PERSONS

UNIT 315 D  
4 BEDROOMS - 6 PERSONS

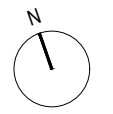


**BUILDING 02**  
**SECOND FLOOR**

 STORAGE SPACE

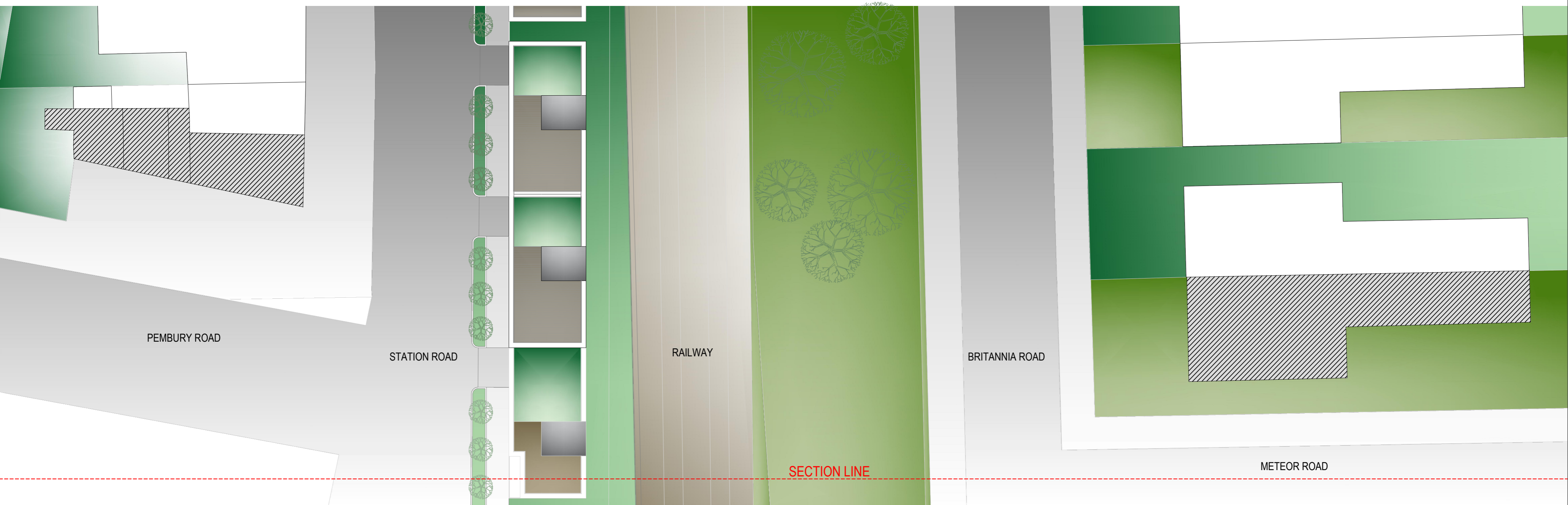
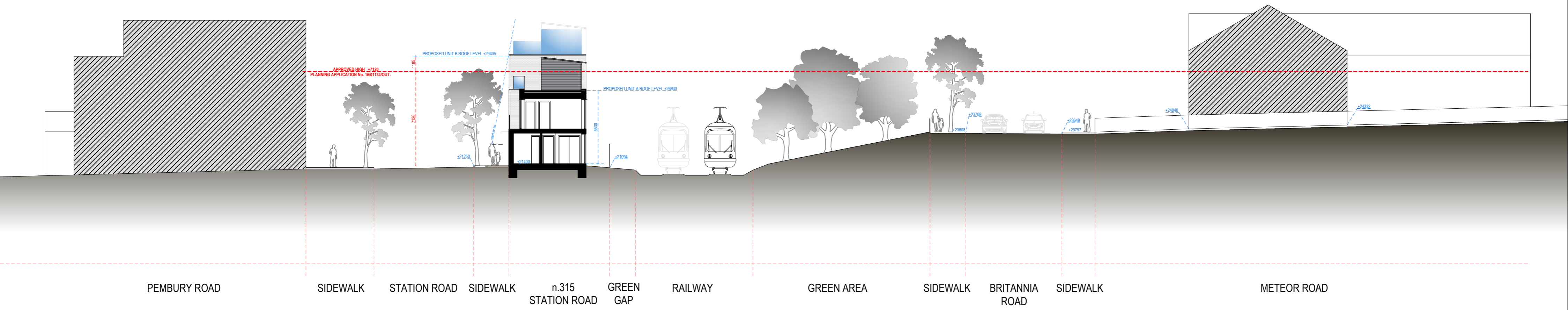
	GF	FF	SF	TOTAL
UNIT D 4-BEDs 6-P	4.5 m <sup>2</sup>	/	1.2 m <sup>2</sup>	<b>5.7 m<sup>2</sup></b>
UNIT E 4-BEDs 6-P	4.5 m <sup>2</sup>	/	1.2 m <sup>2</sup>	<b>5.7 m<sup>2</sup></b>
UNIT F 4-BEDs 6-P	5.7 m <sup>2</sup>	/	/	<b>5.7 m<sup>2</sup></b>

 **Redwoods**  
 PLANNING DIVISION  
 address. 4 Grosvenor Way - E5 9ND - London  
 tel. 020 3781 8008  
 mail. office@redwoodsprojects.co.uk  
 web. www.redwoodsprojects.co.uk



scale 1:100 @A3  
 5m  
 REFERENCE: 315 STATION ROAD  
 WESTCLIFF ON SEA - SS0 8SP  
 TITLE: PROPOSED DRAWINGS  
 Storage Area  
 PROJECT No 340 | DATE: 22-07-2021  
 NAME: **P 40**

Any errors on Dimensions to be reported to the  
 Architect prior to commencement of Works.  
 Dimensions and areas are based on survey information.  
 This drawing is copyright © Redwoods Projects.  
 All dimensions to be checked on site Prior work.



**Redwoods**  
PLANNING DIVISION

address. 4 Grosvenor Way - E5 9ND - London  
tel. 020 3781 8008  
mail. office@redwoodsprojects.co.uk  
web. www.redwoodsprojects.co.uk

Any errors on Dimensions to be reported to the Architect prior to commencement of Works. Dimensions and areas are based on survey information. This drawing is copyright © Redwoods Projects. All dimensions to be checked on site Prior work.

REFERENCE: 315 STATION ROAD  
WESTCLIFF ON SEA - SS0 8SP  
TITLE: PROPOSED DRAWINGS  
General Cross Section  
PROJECT No 340 | DATE: 22-07-2021  
NAME: **P 41**